

LOUISIANA COMMUNITY & TECHNICAL COLLEGE SYSTEM

Changing Lives,
Creating Futures

Monty Sullivan
System President

Officers:

Timothy W. Hardy
Chair

Stephen Toups
First Vice Chair

Helen Bridges Carter
Second Vice Chair

Members:

- Tari T. Bradford
Alterman L. "Chip" Jackson
Erika McConduit
Willie L. Mount
Michael J. Murphy
Joe Potts
Paul Price, Jr.
Stephen C. Smith
Mark D. Spears, Jr.
Craig Spohn
Vincent St. Blanc, III

Student Members:

- Zachary Hitt
Darell Richardson

Louisiana
Community
& Technical
College System

265 South Foster Drive
Baton Rouge, LA 70806

Phone: 225-922-2800
Fax: 225-922-1185

www.lctcs.edu

TO: Dr. Monty Sullivan
LCTCS President
THROUGH: Joseph F. Marin
Chief Operations Officer
FROM: Joel Watkins
Director of Budget and Planning
DATE: April 24, 2018
RE: FY 2017-2018 3rd Quarter Financial Status Report

FOR BOARD ACTION

Each quarter a financial status update on all LCTCS colleges and the Board office is presented to the Board. Attached are the 3rd quarter financial status reports of all LCTCS entities that reflects the means of financing and expenditures from January 1, 2018 through March 31, 2018. Based on the information, the colleges appear to be spending their funds appropriately as of the end of the 3rd quarter.

Approved for Recommendation to the Board
Dr. Monty Sullivan, President

6-13-18
Date

Received
APPROVED

6/13/18
LCTCS BOARD OF SUPERVISORS

LOUISIANA COMMUNITY AND TECHNICAL COLLEGE SYSTEM
 UNRESTRICTED OPERATING REVENUE AND EXPENDITURE ANALYSIS
 FOR QUARTER ENDED: March 31, 2018
 Bossier Parish Community College

	Original Approved Budget	BA-7's Approved by LCTCS Board but not approved by OPB *	OPB Approved BA-7's	Current Revised Budget	Actual YTD For Quarter Ended 3/31/18	Estimated Fiscal Year Totals as of 6/30/18	Favorable (Unfavorable) Est. Fiscal Year Totals
Means of Financing:							
State General Fund Direct	10,847,513	0	0	10,847,513	8,887,991	10,847,513	0
Due From Board / DOA	0	0	0	0	0	0	0
Statutory Dedications	389,174	0	0	389,174	204,558	389,174	0
Gifts and Donations				0			0
Federal Funds				0			0
Interagency Transfers				0			0
Self - Generated Revenues	24,030,255	0	0	24,030,255	18,238,694	21,000,000	-3,030,255
TOTAL	35,266,942	0	0	35,266,942	27,331,244	32,236,687	-3,030,255
Functional Expenditures:							
Instruction	17,159,334	0	0	17,159,334	12,361,778	16,659,334	500,000
Research	0	0	0	0	0	0	0
Public Service	262,941	0	0	262,941	191,428	262,941	0
Academic Support	2,012,010	0	0	2,012,010	950,603	1,512,010	500,000
Total RIRA	19,434,285	0	0	19,434,285	13,503,809	18,434,285	1,000,000
Student Services	2,243,257	0	0	2,243,257	1,456,467	1,963,002	280,255
Institutional Support	7,097,269	0	0	7,097,269	3,986,746	6,097,269	1,000,000
Scholarships & Fellowships	0	0	0	0	0	0	0
Total GAGE	9,340,526	0	0	9,340,526	5,443,212	8,060,271	1,280,255
Library	717,705	0	0	717,705	600,286	717,705	0
Plant Operations/Maintenance	4,293,701	0	0	4,293,701	2,201,965	3,543,701	750,000
Total OP & M	5,011,406	0	0	5,011,406	2,802,251	4,261,406	750,000
Debt Service	0	0	0	0			0
Interagency Transfers	1,480,725	0	0	1,480,725	846,714	1,480,725	0
Revenue/Expenditures	0	0	0	0			0
Other				0			0
Total Expenditures By Function	35,266,942	0	0	35,266,942	22,595,987	32,236,687	3,030,255
Surplus (Deficit) for Period	0	0	0	0	4,735,257	0	0
Object Expenditures:							
Regular Salaries	15,853,653	0	0	15,853,653	12,115,389	15,853,653	0
Other Compensation	1,274,500	0	0	1,274,500	1,177,432	1,274,500	0
Related Benefits	6,775,714	0	0	6,775,714	5,003,091	6,775,714	0
Total Personal Services	23,903,867	0	0	23,903,867	18,295,911	23,903,867	0
Travel	217,000	0	0	217,000	148,647	217,000	0
Operating Services	4,108,953	0	0	4,108,953	2,578,973	3,608,953	500,000
Supplies	1,101,320	0	0	1,101,320	307,988	1,101,320	0
Professional Services	985,900	0	0	985,900	249,496	455,645	530,255
Other Charges	3,681,406	0	0	3,681,406	165,565	1,681,406	2,000,000
Capital Outlay	293,410	0	0	293,410	132,514	293,410	0
Library Acquisitions	0	0	0	0			0
Other & Transfers	975,086	0	0	975,086	716,892	975,086	0
Total Expenditures By Object	35,266,942	0	0	35,266,942	22,595,987	32,236,687	3,030,255
Surplus (Deficit) for Period	0	0	0	0	4,735,257	0	0

* BA-7s submitted but not approved
 0 (BA-7 description)
 _____ (BA-7 description)
 0 Total

I certify that the above information is true and correct to the best of my knowledge.

HEAD OF AGENCY

(Signature)

04/20/2018

(Date)

LOUISIANA COMMUNITY AND TECHNICAL COLLEGE SYSTEM
UNRESTRICTED OPERATING REVENUE AND EXPENDITURE ANALYSIS
FOR QUARTER ENDED: March 31, 2018
BATON ROUGE COMMUNITY COLLEGE

	Original Approved Budget	BA-7's Approved by LCTCS Board but not approved by OPB *	OPB Approved BA-7's	Current Revised Budget	Actual YTD For Quarter Ended 3/31/18	Estimated Fiscal Year Totals as of 6/30/18	Favorable (Unfavorable) Est. Fiscal Year Totals
Means of Financing:							
State General Fund Direct	14,432,889			14,432,889	11,825,696	14,432,889	-
Due From Board / DOA	-			-	-	-	-
Statutory Dedications	767,209			767,209	403,261	767,209	-
Gifts and Donations	-			-	-	-	-
Federal Funds	-			-	-	-	-
Interagency Transfers	-			-	-	-	-
Self - Generated Revenues	\$22,900,000	-	-	22,900,000	20,642,307	22,900,000	-
TOTAL	38,100,098	-	-	38,100,098	32,871,264	38,100,098	-
Functional Expenditures:							
Instruction	16,476,490			16,476,490	12,127,417	16,476,490	-
Research	-			-	-	-	-
Public Service	-			-	-	-	-
Academic Support	3,898,307			3,898,307	2,759,334	3,898,307	-
Total RIRA	20,374,797	-	-	20,374,797	14,886,751	20,374,797	-
Student Services	3,940,143			3,940,143	2,491,397	3,940,143	-
Institutional Support	6,072,979			6,072,979	4,610,378	6,072,979	-
Scholarships & Fellowships	-			-	-	-	-
Total GAGE	10,013,122	-	-	10,013,122	7,101,775	10,013,122	-
Library	454,303			454,303	315,271	454,303	-
Plant Operations/Maintenance	5,853,615			5,853,615	3,534,891	5,853,615	-
Total OP & M	6,307,918	-	-	6,307,918	3,850,162	6,307,918	-
Debt Service	-			-	-	-	-
Interagency Transfers	1,404,261			1,404,261	1,371,422	1,404,261	-
Revenue/Expenditures	-			-	-	-	-
Other	-			-	-	-	-
Total Expenditures By Function	38,100,098	-	-	38,100,098	27,210,110	38,100,098	-
Surplus (Deficit) for Period	-	-	-	-	5,661,154	-	-
Object Expenditures:							
Regular Salaries	21,475,504			21,475,504	16,548,130	21,475,504	-
Other Compensation	-			-	-	-	-
Related Benefits	9,318,813			9,318,813	6,285,813	9,318,813	-
Total Personal Services	30,794,317	-	-	30,794,317	22,834,943	30,794,317	-
Travel	14,789			14,789	8,205	14,789	-
Operating Services	4,746,114			4,746,114	2,792,125	4,746,114	-
Supplies	879,859			879,859	55,602	879,859	-
Professional Services	178,503			178,503	105,179	178,503	-
Other Charges	21,000			21,000	11,441	21,000	-
Capital Outlay	61,255			61,255	31,193	61,255	-
Library Acquisitions	-			-	-	-	-
Other & Transfers	1,404,261			1,404,261	1,371,422	1,404,261	-
Total Expenditures By Object	38,100,098	-	-	38,100,098	27,210,110	38,100,098	-
Surplus (Deficit) for Period	-	-	-	-	5,661,154	-	-

* BA-7s submitted but not approved
- (BA-7 description)
- (BA-7 description)
- Total

I certify that the above information is true and correct to the best of my knowledge.

HEAD OF AGENCY

(Signature)

(Date)

[Handwritten Signature] *[Handwritten Date: 4/1/18]*

LOUISIANA COMMUNITY AND TECHNICAL COLLEGE SYSTEM
 UNRESTRICTED OPERATING REVENUE AND EXPENDITURE ANALYSIS
 FOR QUARTER ENDED: March 31, 2018
 Central Louisiana Technical Community College

	Original Approved Budget	BA-7's Approved by LCTCS Board but not approved by OPB *	OPB Approved BA-7's	Current Revised Budget	Actual YTD For Quarter Ended 3/31/2018	Estimated Fiscal Year Totals as of 6/30/18	Favorable (Unfavorable) Est. Fiscal Year Totals
Means of Financing:							
State General Fund Direct	6,056,373			6,056,373	4,962,335	6,056,373	-
Due From Board / DOA				-			-
Statutory Dedications	347,497			347,497	182,652	347,497	-
Gifts and Donations				-			-
Federal Funds				-			-
Interagency Transfers				-			-
Self - Generated Revenues	\$4,396,323		\$0	\$4,396,323	\$4,313,735	\$4,939,323	543,000
TOTAL	10,800,193	-	-	10,800,193	9,458,721	11,343,193	543,000
Functional Expenditures:							
Instruction	4,904,089	\$0		4,904,089	3,905,093	\$4,904,089	-
Research				-			-
Public Service				-			-
Academic Support	847,385			847,385	463,115	847,385	-
Total RIRA	5,751,474	-	-	5,751,474	4,368,208	5,751,474	-
Student Services	887,966			887,966	1,250,570	887,966	-
Institutional Support	2,828,945			2,828,945	2,417,827	2,828,945	-
Scholarships & Fellowships				-			-
Total GAGE	3,716,911	-	-	3,716,911	3,668,397	3,716,911	-
Library				-			-
Plant Operations/Maintenance	561,421			561,421	746,274	561,421	-
Total OP & M	561,421	-	-	561,421	746,274	561,421	-
Debt Service				-			-
Interagency Transfers	511,262			511,262		511,262	-
Revenue/Expenditures				-			-
Other	259,125			259,125	312,840	259,125	-
Total Expenditures By Function	10,800,193	-	-	10,800,193	9,095,719	10,800,193	-
Surplus (Deficit) for Period	-	-	-	-	363,002	543,000	543,000
Object Expenditures:							
Regular Salaries	5,965,884			5,965,884	4,967,296	5,965,884	-
Other Compensation	768,638			768,638		768,638	-
Related Benefits	2,665,336			2,665,336	2,557,938	2,665,336	-
Total Personal Services	9,399,858	-	-	9,399,858	7,525,234	9,399,858	-
Travel	42,426			42,426	55,595	42,426	-
Operating Services	498,477			498,477	854,854	498,477	-
Supplies	42,725			42,725	179,182	42,725	-
Professional Services	6,063			6,063	43,542	6,063	-
Other Charges	279,605			279,605	99,550	279,605	-
Capital Outlay				-	24,921		-
Library Acquisitions	1,500			1,500		1,500	-
Other & Transfers	529,539			529,539	312,841	529,539	-
Total Expenditures By Object	10,800,193	-	-	10,800,193	9,095,719	10,800,193	-
Surplus (Deficit) for Period	-	-	-	-	363,002	543,000	543,000

* BA-7s submitted but not approved
 - (BA-7 description)
 - (BA-7 description)
 - Total

I certify that the above information is true and correct to the best of my knowledge.

HEAD OF AGENCY


 (Signature)

4-20-2018
 (Date)


LOUISIANA COMMUNITY AND TECHNICAL COLLEGE SYSTEM
 UNRESTRICTED OPERATING REVENUE AND EXPENDITURE ANALYSIS
 FOR QUARTER ENDED: March 31, 2018
 Delgado Community College

	Original Approved Budget	BA-7's Approved by LCTCS Board but not approved by OPB *	OPB Approved BA-7's	Current Revised Budget	Actual YTD For Quarter Ended 3/31/18	Estimated Fiscal Year Totals as of 6/30/18	Favorable (Unfavorable) Est. Fiscal Year Totals
Means of Financing:							
State General Fund Direct	25,533,593			25,533,593	20,921,142	25,533,593	-
Due From Board / DOA				-	-	-	-
Statutory Dedications	1,606,965			1,606,965	872,077	1,606,965	-
Gifts and Donations				-	-	-	-
Federal Funds				-	-	-	-
Interagency Transfers				-	-	-	-
Self - Generated Revenues	\$53,369,198	\$0	\$0	\$53,369,198	\$42,292,305	\$44,310,970	(9,058,228)
TOTAL	80,509,756	-	-	80,509,756	64,085,524	71,451,528	(9,058,228)
Functional Expenditures:							
Instruction	39,445,493			39,445,493	27,209,652	33,627,580	5,817,913
Research				-	-	-	-
Public Service				-	-	-	-
Academic Support	7,637,106			7,637,106	4,646,905	7,037,386	599,720
Total RIRA	47,082,599			47,082,599	31,856,556	40,664,966	6,417,633
Student Services	5,229,909			5,229,909	3,028,534	4,880,899	349,011
Institutional Support	13,204,801			13,204,801	9,364,144	12,467,381	737,420
Scholarships & Fellowships				-	-	-	-
Total GAGE	18,434,710			18,434,710	12,392,678	17,348,280	1,086,430
Library	1,763,925			1,763,925	1,245,449	1,561,893	202,032
Plant Operations/Maintenance	10,781,227			10,781,227	7,800,777	9,546,393	1,234,834
Total OP & M	12,545,152			12,545,152	9,046,226	11,108,286	1,436,866
Debt Service				-	-	-	-
Interagency Transfers	1,423,180			1,423,180	259,016	1,423,180	-
Revenue/Expenditures				-	-	-	-
Other	1,024,114			1,024,114	333,586	906,817	117,298
Total Expenditures By Function	80,509,756	-	-	80,509,756	53,888,062	71,451,528	9,058,228
Surplus (Deficit) for Period	0	-	-	0	10,197,462	(0)	(0)
Object Expenditures:							
Regular Salaries	45,228,299			45,228,299	31,379,718	40,795,989	4,432,310
Other Compensation				-	-	-	-
Related Benefits	19,398,110			19,398,110	12,766,208	17,354,239	2,043,871
Total Personal Services	64,626,409			64,626,409	44,145,927	58,150,228	6,476,181
Travel	240,900			240,900	125,651	205,006	35,894
Operating Services	8,775,900			8,775,900	7,234,426	8,765,120	10,780
Supplies	1,112,836			1,112,836	793,127	902,567	210,269
Professional Services	1,448,217			1,448,217	860,992	876,255	571,962
Other Charges	2,224,314			2,224,314	123,475	565,000	1,659,314
Capital Outlay	448,000			448,000	160,438	364,172	83,828
Library Acquisitions	210,000			210,000	185,011	200,000	10,000
Other & Transfers	1,423,180			1,423,180	259,016	1,423,180	-
Total Expenditures By Object	80,509,756	-	-	80,509,756	53,888,062	71,451,528	9,058,228
Surplus (Deficit) for Period	-	-	-	-	10,197,462	-	-

* BA-7s submitted but not approved
 - (BA-7 description)
 - (BA-7 description)
 - Total

I certify that the above information is true and correct to the best of my knowledge

HEAD OF AGENCY


 (Signature)

4/6/18
 (Date)


LOUISIANA COMMUNITY AND TECHNICAL COLLEGE SYSTEM
 UNRESTRICTED OPERATING REVENUE AND EXPENDITURE ANALYSIS
 FOR QUARTER ENDED: March 31, 2018
 L. E. Fletcher Technical Community College

	Original Approved Budget	BA-7's Approved by LCTCS Board but not approved by OPB *	OPB Approved BA-7's	Current Revised Budget	Actual YTD For Quarter Ended 03/31/18	Estimated Fiscal Year Totals as of 6/30/18	Favorable (Unfavorable) Est. Fiscal Year Totals
Means of Financing:							
State General Fund Direct	3,406,738			3,406,738	2,791,336	3,406,738	-
Due From Board / DOA				-			-
Statutory Dedications	134,477			134,477	70,684	134,477	-
Gifts and Donations				-			-
Federal Funds				-			-
Interagency Transfers				-			-
Self - Generated Revenues	\$6,033,195	\$0	\$0	\$6,033,195	\$6,484,573	\$6,033,195	-
TOTAL	9,574,410	-	-	9,574,410	9,346,594	9,574,410	-
Functional Expenditures:							
Instruction	4,950,580			4,950,580	2,829,591	4,950,580	-
Research				-			-
Public Service				-			-
Academic Support	1,199,874			1,199,874	781,417	1,199,874	-
Total RIRA	6,150,454	-	-	6,150,454	3,611,007	6,150,454	-
Student Services	744,679			744,679	383,601	744,679	-
Institutional Support	1,789,480			1,789,480	1,495,459	1,789,480	-
Scholarships & Fellowships				-			-
Total GAGE	2,534,159	-	-	2,534,159	1,879,060	2,534,159	-
Library				-			-
Plant Operations/Maintenance	586,379			586,379	616,908	586,379	-
Total OP & M	586,379	-	-	586,379	616,908	586,379	-
Debt Service				-			-
Interagency Transfers	303,418			303,418	274,631	303,418	-
Revenue/Expenditures				-			-
Other				-			-
Total Expenditures By Function	9,574,410	-	-	9,574,410	6,381,607	9,574,410	-
Surplus (Deficit) for Period	-	-	-	-	2,964,987	-	-
Object Expenditures:							
Regular Salaries	5,204,451			5,204,451	3,701,808	5,204,451	-
Other Compensation				-			-
Related Benefits	2,285,776			2,285,776	1,502,417	2,285,776	-
Total Personal Services	7,490,227	-	-	7,490,227	5,204,225	7,490,227	-
Travel	73,191			73,191	21,916	73,191	-
Operating Services	901,396			901,396	603,560	901,396	-
Supplies	78,367			78,367	38,801	78,367	-
Professional Services	435,040			435,040	96,333	435,040	-
Other Charges	26,695			26,695	12,940	26,695	-
Capital Outlay	200,326			200,326	29,706	200,326	-
Library Acquisitions	22,550			22,550		22,550	-
Other & Transfers	346,618			346,618	374,127	346,618	-
Total Expenditures By Object	9,574,410	-	-	9,574,410	6,381,607	9,574,410	-
Surplus (Deficit) for Period	-	-	-	-	2,964,987	-	-

* BA-7s submitted but not approved
 - (BA-7 description)
 - (BA-7 description)
 - Total

I certify that the above information is true and correct to the best of my knowledge

HEAD OF AGENCY


 (Signature)

4/20/18
 (Date)

LOUISIANA COMMUNITY AND TECHNICAL COLLEGE SYSTEM
UNRESTRICTED OPERATING REVENUE AND EXPENDITURE ANALYSIS
FOR QUARTER ENDED: March 31, 2018
Louisiana Delta Community College

	Original Approved Budget	BA-7's Approved by LCTCS Board but not approved by OPB *	OPB Approved BA-7's	Current Revised Budget	Actual YTD For Quarter Ended 3/31/18	Estimated Fiscal Year Totals as of 6/30/18	Favorable (Unfavorable) Est. Fiscal Year Totals
Means of Financing:							
State General Fund Direct	7,344,573			7,344,573	6,017,831	7,344,573	-
Due From Board / DOA				-			-
Statutory Dedications	413,692			413,692	217,445	413,692	-
Gifts and Donations				-			-
Federal Funds				-			-
Interagency Transfers				-			-
Self - Generated Revenues	9,620,751	-	-	9,620,751	9,717,646	9,925,750	304,999
TOTAL	17,379,016	-	-	17,379,016	15,952,922	17,684,015	304,999
Functional Expenditures:							
Instruction	7,321,750			7,321,750	5,999,938	7,285,125	36,625
Research				-			-
Public Service				-			-
Academic Support	690,100			690,100	57,954	688,450	1,650
Total RIRA	8,011,850	-	-	8,011,850	6,057,892	7,973,575	38,275
Student Services	1,706,000			1,706,000	1,292,548	1,704,750	1,250
Institutional Support	5,100,170			5,100,170	3,601,524	5,154,311	(54,141)
Scholarships & Fellowships	43,496			43,496	67,645	67,645	(24,149)
Total GAGE	6,849,666	-	-	6,849,666	4,961,717	6,925,706	(77,040)
Library				-			-
Plant Operations/Maintenance	2,057,500			2,057,500	1,373,144	2,044,185	13,315
Total OP & M	2,057,500	-	-	2,057,500	1,373,144	2,044,185	13,315
Debt Service				-			-
Interagency Transfers	460,000			460,000	353,247	642,139	(182,139)
Revenue/Expenditures				-			-
Other				-			-
Total Expenditures By Function	17,379,016	-	-	17,379,016	12,746,000	17,586,605	(207,589)
Surplus (Deficit) for Period	-	-	-	-	3,206,922	97,410	97,410
Object Expenditures:							
Regular Salaries	9,636,100			9,636,100	6,728,621	9,611,125	24,975
Other Compensation				-			-
Related Benefits	3,649,900			3,649,900	3,035,428	3,637,225	12,675
Total Personal Services	13,286,000	-	-	13,286,000	9,764,049	13,248,350	37,650
Travel	47,100			47,100	43,083	47,100	-
Operating Services	2,307,950			2,307,950	1,733,001	2,301,650	6,300
Supplies	181,750			181,750	128,251	179,026	2,724
Professional Services	130,000			130,000	320,489	320,489	(190,489)
Other Charges	689,216			689,216	413,719	683,750	5,466
Capital Outlay	50,000			50,000	102,966	102,966	(52,966)
Library Acquisitions				-			-
Other & Transfers	687,000			687,000	240,442	703,274	(16,274)
Total Expenditures By Object	17,379,016	-	-	17,379,016	12,746,000	17,586,605	(207,589)
Surplus (Deficit) for Period	-	-	-	-	3,206,922	97,410	97,410

* BA-7s submitted but not approved
 - (BA-7 description)
 - (BA-7 description)
 - Total

I certify that the above information is true and correct to the best of my knowledge.

HEAD OF AGENCY


(Signature)

4/20/18
(Date)

DETAIL - Self-Generated Revenue

General Fund:

Total Current Yr. Unrest. Rev.	\$9,620,751	\$0	\$0	\$9,620,751	\$9,717,646	\$9,925,750
--------------------------------	-------------	-----	-----	-------------	-------------	-------------

**LOUISIANA COMMUNITY AND TECHNICAL COLLEGE SYSTEM
UNRESTRICTED OPERATING REVENUE AND EXPENDITURE ANALYSIS
FOR QUARTER ENDED: March 31, 2018**

Nunez Community College


LOUISIANA COMMUNITY AND TECHNICAL COLLEGE SYSTEM

	Original Approved Budget	BA-7's Approved by LCTCS Board but not approved by OPB *	OPB Approved BA-7's	Current Revised Budget	Actual YTD For Quarter Ended 3/31/2018	Estimated Fiscal Year Totals as of 6/30/18	Favorable (Unfavorable) Est. Fiscal Year Totals
Means of Financing:							
State General Fund Direct Due From Board / DOA	3,618,662			3,618,662	2,964,978	3,618,662	-
Statutory Dedications	150,153			150,153	79,923	150,153	-
Gifts and Donations							-
Federal Funds							-
Interagency Transfers							-
Self - Generated Revenues	\$5,870,568	\$0	\$174,432	\$6,045,000	\$5,639,970	\$5,980,382	(64,618)
TOTAL	9,639,383	-	174,432	9,813,815	8,683,871	9,749,197	(84,618)
Functional Expenditures:							
Instruction	4,451,057		174,432	4,625,489	3,018,479	4,550,489	75,000
Research							-
Public Service							-
Academic Support	658,229			658,229	561,202	658,229	-
Total RIRA	5,109,286		174,432	5,283,718	3,579,681	5,208,718	75,000
Student Services	763,952			763,952	542,652	763,952	-
Institutional Support	1,981,161			1,981,161	1,487,598	1,923,588	57,573
Scholarships & Fellowships							-
Total GAGE	2,745,113			2,745,113	2,030,250	2,687,540	57,573
Library							-
Plant Operations/Maintenance	1,402,635			1,402,635	890,940	1,402,635	-
Total OP & M	1,402,635			1,402,635	890,940	1,402,635	-
Debt Service							-
Interagency Transfers	382,349			382,349	289,976	382,349	-
Revenue/Expenditures							-
Other							-
Total Expenditures By Function	9,639,383	-	174,432	9,813,815	6,790,847	9,681,242	132,573
Surplus (Deficit) for Period	-	-	-	-	1,893,024	67,955	67,955
Object Expenditures:							
Regular Salaries	5,742,545		137,510	5,880,055	4,181,874	5,775,543	104,512
Other Compensation							-
Related Benefits	2,337,079		36,922	2,374,001	1,542,689	2,345,940	28,061
Total Personal Services	8,079,624		174,432	8,254,056	5,724,563	8,121,483	132,573
Travel	25,259			25,259	14,731	25,259	-
Operating Services	781,274			781,274	497,603	781,274	-
Supplies	178,628			178,628	59,175	178,628	-
Professional Services	31,186			31,186	78,944	70,000	(38,814)
Other Charges	128,629			128,629	52,335	89,815	38,814
Capital Outlay	80,063			80,063	55,797	80,063	-
Library Acquisitions	50,000			50,000	17,723	50,000	-
Other & Transfers	284,720			284,720	289,976	284,720	-
Total Expenditures By Object	9,639,383	-	174,432	9,813,815	6,790,847	9,681,242	132,573
Surplus (Deficit) for Period	-	-	-	-	1,893,024	67,955	67,955

* BA-7s submitted but not approved
 - (BA-7 description)
 - (BA-7 description)
 - Total

I certify that the above information is true and correct to the best of my knowledge

HEAD OF AGENCY


 (Signature)

4/12/18
 (Date)

LOUISIANA COMMUNITY AND TECHNICAL COLLEGE SYSTEM
 UNRESTRICTED OPERATING REVENUE AND EXPENDITURE ANALYSIS
 FOR QUARTER ENDED: March 31, 2018
 Northshore Technical Community College

	Original Approved Budget	BA-7's Approved by LCTCS Board but not approved by OPB *	OPB Approved BA-7's	Current Revised Budget	Actual YTD For Quarter Ended 03/31/18	Estimated Fiscal Year Totals as of 6/30/18	Favorable (Unfavorable) Est. Fiscal Year Totals
Means of Financing:							
State General Fund Direct	5,398,002			5,398,002	3,523,227	5,398,002	-
Due From Board / DOA				-			-
Statutory Dedications	230,236			230,236	87,474	230,236	-
Gifts and Donations				-			-
Federal Funds				-			-
Interagency Transfers				-			-
Self - Generated Revenues	7,600,000	-	-	7,600,000	8,628,965	\$8,800,000	1,200,000
TOTAL	13,228,238	-	-	13,228,238	12,239,666	14,428,238	1,200,000
Functional Expenditures:							
Instruction	6,289,004			6,289,004	5,194,529	7,489,004	(1,200,000)
Research				-			-
Public Service				-			-
Academic Support	876,198			876,198	534,944	876,198	-
Total RIRA	7,165,202	-	-	7,165,202	5,779,473	8,365,202	(1,200,000)
Student Services	1,604,452			1,604,452	1,004,186	1,604,452	-
Institutional Support	2,512,803			2,512,803	1,924,198	2,512,803	-
Scholarships & Fellowships				-			-
Total GAGE	4,117,255	-	-	4,117,255	2,928,384	4,117,255	-
Library	226,878			226,878	145,669	226,878	-
Plant Operations/Maintenance	1,169,766			1,169,766	867,871	1,169,766	-
Total OP & M	1,396,644	-	-	1,396,644	1,013,540	1,396,644	-
Debt Service				-			-
Interagency Transfers	549,137			549,137	509,910	549,137	-
Revenue/Expenditures				-			-
Other				-			-
Total Expenditures By Function	13,228,238	-	-	13,228,238	10,231,307	14,428,238	(1,200,000)
Surplus (Deficit) for Period	-	-	-	-	2,008,359	-	-
Object Expenditures:							
Regular Salaries	6,974,581			6,974,581	6,164,665	7,838,581	(864,000)
Other Compensation				-			-
Related Benefits	3,262,130			3,262,130	2,380,158	3,598,130	(336,000)
Total Personal Services	10,236,711	-	-	10,236,711	8,544,823	11,436,711	(1,200,000)
Travel	117,327			117,327	41,115	117,327	-
Operating Services	1,212,900			1,212,900	635,577	1,212,900	-
Supplies	598,258			598,258	279,067	598,258	-
Professional Services	44,755			44,755	21,551	44,755	-
Other Charges				-			-
Capital Outlay	242,272			242,272	53,595	242,272	-
Library Acquisitions	226,878			226,878	145,669	226,878	-
Other & Transfers	549,137			549,137	476,416	549,137	-
Total Expenditures By Object	13,228,238	-	-	13,228,238	10,197,813	14,428,238	(1,200,000)
Surplus (Deficit) for Period	-	-	-	-	2,041,853	-	-

* BA-7s submitted but not approved
 - (BA-7 description)
 - (BA-7 description)
 - Total

I certify that the above information is true and correct to the best of my knowledge.

HEAD OF AGENCY


 (Signature)

4/10/18
 (Date)


LOUISIANA COMMUNITY AND TECHNICAL COLLEGE SYSTEM
 UNRESTRICTED OPERATING REVENUE AND EXPENDITURE ANALYSIS
 FOR QUARTER ENDED: March 31, 2018
 NORTHWEST LOUISIANA TECHNICAL COLLEGE

	Original Approved Budget	BA-7's Approved by LCTCS Board but not approved by OPB *	OPB Approved BA-7's	Current Revised Budget	Actual YTD For Quarter Ended 3/31/18	Estimated Fiscal Year Totals as of 6/30/18	Favorable (Unfavorable) Est. Fiscal Year Totals
Means of Financing:							
State General Fund Direct	4,232,144			4,232,144	3,467,639	4,232,144	-
Due From Board / DOA				-			-
Statutory Dedications	238,564			238,564	125,394	238,564	-
Gifts and Donations				-			-
Federal Funds				-			-
Interagency Transfers				-			-
Self - Generated Revenues	2,300,000			2,300,000	2,014,841	2,600,000	300,000
TOTAL	6,770,708	-	-	6,770,708	5,607,874	7,070,708	300,000
Functional Expenditures:							
Instruction	3,391,068			3,391,068	2,404,754	3,391,068	-
Research				-			-
Public Service				-			-
Academic Support	103,800			103,800	158,765	103,800	-
Total RIRA	3,494,868			3,494,868	2,563,519	3,494,868	-
Student Services	797,513			797,513	561,114	797,513	-
Institutional Support	1,544,865			1,544,865	969,922	1,544,865	-
Scholarships & Fellowships				-			-
Total GAGE	2,342,378			2,342,378	1,531,036	2,342,378	-
Library				-			-
Plant Operations/Maintenance	534,291			534,291	413,713	534,291	-
Total OP & M	534,291			534,291	413,713	534,291	-
Debt Service				-			-
Interagency Transfers	93,575			93,575	84,342	93,575	-
Revenue/Expenditures				-			-
Other	305,596			305,596	305,596	305,596	-
Total Expenditures By Function	6,770,708	-	-	6,770,708	4,898,206	6,770,708	-
Surplus (Deficit) for Period	-	-	-	-	709,668	300,000	300,000
Object Expenditures:							
Regular Salaries	3,354,401			3,354,401	2,500,130	3,354,401	-
Other Compensation				-			-
Related Benefits	1,967,792			1,967,792	1,392,743	1,967,792	-
Total Personal Services	5,322,193			5,322,193	3,892,873	5,322,193	-
Travel	20,200			20,200	10,765	20,200	-
Operating Services	600,853			600,853	459,131	600,853	-
Supplies	99,480			99,480	89,480	99,480	-
Professional Services	130,886			130,886	37,175	130,886	-
Other Charges	121,085			121,085	1,039	121,085	-
Capital Outlay	17,034			17,034	17,034	17,034	-
Library Acquisitions				-			-
Other & Transfers	458,977			458,977	390,709	458,977	-
Total Expenditures By Object	6,770,708	-	-	6,770,708	4,898,206	6,770,708	-
Surplus (Deficit) for Period	-	-	-	-	709,668	300,000	300,000

* BA-7s submitted but not approved
 - (BA-7 description)
 _____ (BA-7 description)
 - Total

I certify that the above information is true and correct to the best of my knowledge

HEAD OF AGENCY _____


 (Signature)

4/17/18
 (Date)

LOUISIANA COMMUNITY AND TECHNICAL COLLEGE SYSTEM
 UNRESTRICTED OPERATING REVENUE AND EXPENDITURE ANALYSIS
 FOR QUARTER ENDED: March 31, 2018
 River Parishes Community College

	Original Approved Budget	BA-7's Approved by LCTCS Board but not approved by OPB *	OPB Approved BA-7's	Current Revised Budget	Actual YTD For Quarter Ended 3/31/18	Estimated Fiscal Year Totals as of 6/30/18	Favorable (Unfavorable) Est. Fiscal Year Totals
Means of Financing:							
State General Fund Direct	3,331,782			3,331,782	2,729,921	3,331,782	-
Due From Board / DOA				-			-
Statutory Dedications	141,681			141,681	74,470	141,681	-
Gifts and Donations				-			-
Federal Funds				-			-
Interagency Transfers				-			-
Self - Generated Revenues	5,500,000			5,500,000	6,435,047	6,000,000	500,000
TOTAL	8,973,463	-	-	8,973,463	9,239,438	9,473,463	500,000
Functional Expenditures:							
Instruction	4,472,257			4,472,257	3,024,160	3,980,530	491,727
Research				-			-
Public Service				-			-
Academic Support	613,991			613,991	246,425	300,000	313,991
Total RIRA	5,086,248	-	-	5,086,248	3,270,585	4,280,530	805,718
Student Services	818,528			818,528	550,888	650,000	168,528
Institutional Support	1,538,676			1,538,676	1,753,796	2,000,000	(461,324)
Scholarships & Fellowships				-			-
Total GAGE	2,357,204	-	-	2,357,204	2,304,684	2,650,000	(292,796)
Library	272,553			272,553	177,079	272,553	-
Plant Operations/Maintenance	1,073,924			1,073,924	736,563	1,121,383	(47,459)
Total OP & M	1,346,477	-	-	1,346,477	915,642	1,393,936	(47,459)
Debt Service				-			-
Interagency Transfers	183,534			183,534	183,534	183,534	-
Revenue/Expenditures				-			-
Other				-			-
Total Expenditures By Function	8,973,463	-	-	8,973,463	6,674,445	8,508,000	465,463
Surplus (Deficit) for Period	-	-	-	-	2,564,993	965,463	965,463
Object Expenditures:							
Regular Salaries	4,901,857			4,901,857	3,686,178	4,676,902	224,955
Other Compensation				-			-
Related Benefits	2,046,072			2,046,072	1,328,022	1,795,564	250,508
Total Personal Services	6,947,929	-	-	6,947,929	5,014,200	6,472,466	475,463
Travel	36,000			36,000	31,075	36,000	-
Operating Services	920,000			920,000	643,491	1,000,000	(80,000)
Supplies	540,000			540,000	365,948	450,000	90,000
Professional Services	340,000			340,000	436,197	360,000	(20,000)
Other Charges	6,000			6,000		6,000	-
Capital Outlay				-			-
Library Acquisitions				-			-
Other & Transfers	183,534			183,534	183,534	183,534	-
Total Expenditures By Object	8,973,463	-	-	8,973,463	6,674,445	8,508,000	465,463
Surplus (Deficit) for Period	-	-	-	-	2,564,993	965,463	965,463

* BA-7s submitted but not approved
 - (BA-7 description)
 - (BA-7 description)
 - Total

I certify that the above information is true and correct to the best of my knowledge

HEAD OF AGENCY

(Signature)

(Date)

Dale Gray 4-20-18

LOUISIANA COMMUNITY AND TECHNICAL COLLEGE SYSTEM
 UNRESTRICTED OPERATING REVENUE AND EXPENDITURE ANALYSIS
 FOR QUARTER ENDED: March 31, 2018
 South Central Louisiana Technical College

	Original Approved Budget	BA-7's Approved by LCTCS Board but not approved by OPB *	OPB Approved BA-7's	Current Revised Budget	Actual YTD For Quarter Ended 3/31/18	Estimated Fiscal Year Totals as of 6/30/18	Favorable (Unfavorable) Est. Fiscal Year Totals
Means of Financing:							
State General Fund Direct	4,090,553			4,090,553	3,351,625	4,090,553	-
Due From Board / DOA				-			-
Statutory Dedications	230,648			230,648	121,233	230,648	-
Gifts and Donations				-			-
Federal Funds				-			-
Interagency Transfers				-			-
Self - Generated Revenues	\$3,548,000	\$0	\$0	\$3,548,000	\$2,174,436	\$2,375,000	(1,173,000)
TOTAL	7,869,201	-	-	7,869,201	5,647,294	6,696,201	(1,173,000)
Functional Expenditures:							
Instruction	\$3,134,740			3,134,740	2,230,897	\$2,634,740	500,000
Research	\$0			-			-
Public Service	\$0			-			-
Academic Support	\$28,363			28,363		\$28,363	-
Total RIRA	3,163,103	-	-	3,153,103	2,230,897	2,663,103	500,000
Student Services	\$941,856			941,856	509,658	\$768,856	173,000
Institutional Support	\$2,717,792			2,717,792	1,541,092	\$2,260,268	457,524
Scholarships & Fellowships	\$39,928			39,928	-	\$39,928	-
Total GAGE	3,699,576	-	-	3,699,576	2,050,750	3,069,052	630,524
Library				-			-
Plant Operations/Maintenance	\$778,999			778,999	484,536	\$678,999	100,000
Total OP & M	778,999	-	-	778,999	484,536	678,999	100,000
Debt Service				-			-
Interagency Transfers	227,523			227,523	285,047	285,047	(57,524)
Revenue/Expenditures				-			-
Other				-			-
Total Expenditures By Function	7,869,201	-	-	7,869,201	5,051,230	6,696,201	1,173,000
Surplus (Deficit) for Period	-	-	-	-	596,064	-	-
Object Expenditures:							
Regular Salaries	4,362,723			4,362,723	2,759,035	3,392,723	970,000
Other Compensation				-			-
Related Benefits	2,006,107			2,006,107	1,286,564	1,833,107	173,000
Total Personal Services	6,368,830	-	-	6,368,830	4,045,599	5,225,830	1,143,000
Travel	31,980			31,980	11,961	31,980	-
Operating Services	833,258			833,258	439,608	613,258	220,000
Supplies	118,098			118,098	70,530	88,098	30,000
Professional Services	56,767			56,767	19,088	56,767	-
Other Charges	517			517	179,397	220,517	(220,000)
Capital Outlay	6,641			6,641		6,641	-
Library Acquisitions				-			-
Other & Transfers	453,110			453,110	285,047	453,110	-
Total Expenditures By Object	7,869,201	-	-	7,869,201	5,051,230	6,696,201	1,173,000
Surplus (Deficit) for Period	-	-	-	-	596,064	-	-

* BA-7s submitted but not approved
 - (BA-7 description)
 - (BA-7 description)
 - Total

I certify that the above information is true and correct to the best of my knowledge.

HEAD OF AGENCY W. [Signature]
 (Signature) (Date)

LOUISIANA COMMUNITY AND TECHNICAL COLLEGE SYSTEM
 UNRESTRICTED OPERATING REVENUE AND EXPENDITURE ANALYSIS
 FOR QUARTER ENDED: March 31, 2018
 South Louisiana Community College

	Original Approved Budget	BA-7's Approved by LCTCS Board but not approved by OPB *	OPB Approved BA-7's	Current Revised Budget	Actual YTD For Quarter Ended 3/31/18	Estimated Fiscal Year Totals as of 6/30/18	Favorable (Unfavorable) Est. Fiscal Year Totals
Means of Financing:							
State General Fund Direct	12,329,806			12,329,806	10,102,519	12,329,806	-
Due From Board / DOA				-			-
Statutory Dedications	670,250			670,250	352,297	670,250	-
Gifts and Donations				-			-
Federal Funds				-			-
Interagency Transfers				-			-
Self - Generated Revenues	15,774,846	-	-	15,774,846	\$16,554,443	\$17,450,000	1,675,154
TOTAL	28,774,902	-	-	28,774,902	27,009,259	30,450,056	1,675,154
Functional Expenditures:							
Instruction	14,532,921			14,532,921	9,609,730	16,208,075	(1,675,154)
Research				-			-
Public Service				-			-
Academic Support	1,727,794			1,727,794	1,339,956	1,727,794	-
Total RIRA	16,260,715	-	-	16,260,715	10,949,686	17,935,869	(1,675,154)
Student Services	3,503,898			3,503,898	2,178,294	3,003,898	500,000
Institutional Support	5,549,968			5,549,968	3,794,286	5,049,968	500,000
Scholarships & Fellowships				-			-
Total GAGE	9,053,866	-	-	9,053,866	5,972,580	8,053,866	1,000,000
Library	428,971			428,971	305,062	428,971	-
Plant Operations/Maintenance	2,277,002			2,277,002	2,964,208	3,277,002	(1,000,000)
Total OP & M	2,705,973	-	-	2,705,973	3,269,270	3,705,973	(1,000,000)
Debt Service				-			-
Interagency Transfers	754,348			754,348	596,319	754,348	-
Revenue/Expenditures				-			-
Other				-			-
Total Expenditures By Function	28,774,902	-	-	28,774,902	20,787,855	30,450,056	(1,675,154)
Surplus (Deficit) for Period	-	-	-	-	6,221,404	-	-
Object Expenditures:							
Regular Salaries	13,927,872			13,927,872	10,931,861	15,067,739	(1,139,867)
Other Compensation				-	98,366	100,000	(100,000)
Related Benefits	7,049,798			7,049,798	5,142,094	7,384,828	(335,030)
Total Personal Services	20,977,670	-	-	20,977,670	16,172,321	22,552,567	(1,574,897)
Travel	415,568			415,568	164,790	415,568	-
Operating Services	4,708,897			4,708,897	2,635,127	4,708,897	-
Supplies	309,948			309,948	274,872	309,948	-
Professional Services	1,147,850			1,147,850	436,396	1,147,850	-
Other Charges	291,437			291,437	291,694	291,694	(257)
Capital Outlay	143,534			143,534	213,140	243,534	(100,000)
Library Acquisitions	25,650			25,650	3,196	25,650	-
Other & Transfers	754,348			754,348	596,319	754,348	-
Total Expenditures By Object	28,774,902	-	-	28,774,902	20,787,855	30,450,056	(1,675,154)
Surplus (Deficit) for Period	-	-	-	-	6,221,404	-	-

* BA-7s submitted but not approved
 - (BA-7 description)
 - (BA-7 description)
 - Total

I certify that the above information is true and correct to the best of my knowledge.

HEAD OF AGENCY

Natalie J. Harder
 (Signature)

4/19/2018

(Date)


LOUISIANA COMMUNITY AND TECHNICAL COLLEGE SYSTEM
 UNRESTRICTED OPERATING REVENUE AND EXPENDITURE ANALYSIS
 FOR QUARTER ENDED: March 31, 2018
 SOWELA Technical Community College

	Original Approved Budget	BA-7's Approved by LCTCS Board but not approved by OPB *	OPB Approved BA-7's	Current Revised Budget	Actual YTD For Quarter Ended 3/31/18	Estimated Fiscal Year Totals as of 6/30/18	Favorable (Unfavorable) Est. Fiscal Year Totals
Means of Financing:							
State General Fund Direct Due From Board / DOA	7,746,573			7,746,573	6,347,213	7,746,573	-
Statutory Dedications	747,985			747,985	586,393	747,985	-
Gifts and Donations							-
Federal Funds							-
Interagency Transfers							-
Self - Generated Revenues	\$9,200,000	-	-	9,200,000	8,310,295	9,000,000	(200,000)
TOTAL	17,694,558	-	-	17,694,558	15,243,901	17,494,558	(200,000)
Functional Expenditures:							
Instruction	7,389,900			7,389,900	5,371,292	7,389,900	-
Research							-
Public Service							-
Academic Support	2,009,857			2,009,857	1,289,887	2,009,857	-
Total RIRA	9,399,757	-	-	9,399,757	6,661,179	9,399,757	-
Student Services	1,788,578			1,788,578	1,015,792	1,788,578	-
Institutional Support	4,102,640			4,102,640	2,778,721	3,902,640	200,000
Scholarships & Fellowships							-
Total GAGE	5,891,218	-	-	5,891,218	3,794,513	5,691,218	200,000
Library							-
Plant Operations/Maintenance	2,093,148			2,093,148	1,305,541	2,093,148	-
Total OP & M	2,093,148	-	-	2,093,148	1,305,541	2,093,148	-
Debt Service							-
Interagency Transfers	310,435			310,435	295,129	310,435	-
Revenue/Expenditures							-
Other							-
Total Expenditures By Function	17,694,558	-	-	17,694,558	12,066,362	17,494,558	200,000
Surplus (Deficit) for Period	-	-	-	-	3,187,539	-	-
Object Expenditures:							
Regular Salaries	9,348,866			9,348,866	6,870,648	9,348,866	-
Other Compensation							-
Related Benefits	4,038,635			4,038,635	2,696,127	4,038,635	-
Total Personal Services	13,387,501	-	-	13,387,501	9,566,775	13,387,501	-
Travel	147,630			147,630	41,622	147,630	-
Operating Services	2,355,948			2,355,948	1,265,204	2,155,948	200,000
Supplies	478,995			478,995	253,457	478,995	-
Professional Services	108,928			108,928	96,763	108,928	-
Other Charges	580,442			580,442	325,505	580,442	-
Capital Outlay	324,679			324,679	211,907	324,679	-
Library Acquisitions							-
Other & Transfers	310,435			310,435	295,129	310,435	-
Total Expenditures By Object	17,694,558	-	-	17,694,558	12,066,362	17,494,558	200,000
Surplus (Deficit) for Period	-	-	-	-	3,187,539	-	-

* BA-7s submitted but not approved
 - (BA-7 description)
 _____ (BA-7 description)
 - Total

I certify that the above information is true and correct to the best of my knowledge.

HEAD OF AGENCY

 1-23-18
 (Signature) (Date)

LOUISIANA COMMUNITY AND TECHNICAL COLLEGE SYSTEM
UNRESTRICTED OPERATING REVENUE AND EXPENDITURE ANALYSIS
FOR QUARTER ENDED: March 31, 2018
 Board of Supervisors

	Original Approved Budget	BA-7's Approved by LCTCS Board but not approved by OPB *	OPB Approved BA-7's	Current Revised Budget	Actual YTD For Quarter Ended 3/31/18	Estimated Fiscal Year Totals as of 6/30/18	Favorable (Unfavorable) Est. Fiscal Year Totals
Means of Financing:							
State General Fund Direct	7,099,163	-	-	7,099,163	5,816,753	7,099,163	-
Due From Board / DOA	-	-	-	-	-	-	-
Statutory Dedications	10,000,000	-	-	10,000,000	10,000,000	10,000,000	-
Gifts and Donations	-	-	-	-	-	-	-
Federal Funds	-	-	-	-	-	-	-
Interagency Transfers	-	-	-	-	-	-	-
Self - Generated Revenues	\$0	\$0	\$0	\$0	\$0	\$0	-
TOTAL	17,099,163	-	-	17,099,163	15,816,753	17,099,163	-
Functional Expenditures:							
Instruction	-	-	-	-	-	-	-
Research	-	-	-	-	-	-	-
Public Service	-	-	-	-	-	-	-
Academic Support	2,444,258	-	-	2,444,258	1,355,144	2,444,258	-
Total RIRA	2,444,258	-	-	2,444,258	1,355,144	2,444,258	-
Student Services	-	-	-	-	-	-	-
Institutional Support	4,073,676	-	-	4,073,676	2,258,525	4,073,676	-
Scholarships & Fellowships	-	-	-	-	-	-	-
Total GAGE	4,073,676	-	-	4,073,676	2,258,525	4,073,676	-
Library	-	-	-	-	-	-	-
Plant Operations/Maintenance	-	-	-	-	-	-	-
Total OP & M	-	-	-	-	-	-	-
Debt Service	-	-	-	-	-	-	-
Interagency Transfers	581,229	-	-	581,229	567,699	581,229	-
Revenue/Expenditures	-	-	-	-	-	-	-
Other	10,000,000	-	-	10,000,000	7,728,923	10,000,000	-
Total Expenditures By Function	17,099,163	-	-	17,099,163	11,910,291	17,099,163	-
Surplus (Deficit) for Period	-	-	-	-	3,906,462	-	-
Object Expenditures:							
Regular Salaries	2,868,786	-	-	2,868,786	2,444,311	2,868,786	-
Other Compensation	-	-	-	-	-	-	-
Related Benefits	1,204,890	-	-	1,204,890	1,026,610	1,204,890	-
Total Personal Services	4,073,676	-	-	4,073,676	3,470,921	4,073,676	-
Travel	-	-	-	-	-	-	-
Operating Services	-	-	-	-	-	-	-
Supplies	-	-	-	-	-	-	-
Professional Services	-	-	-	-	-	-	-
Other Charges	12,444,258	-	-	12,444,258	7,871,670	12,444,258	-
Capital Outlay	-	-	-	-	-	-	-
Library Acquisitions	-	-	-	-	-	-	-
Other & Transfers	581,229	-	-	581,229	567,699	581,229	-
Total Expenditures By Object	17,099,163	-	-	17,099,163	11,910,291	17,099,163	-
Surplus (Deficit) for Period	-	-	-	-	3,906,462	-	-

* BA-7s submitted but not approved
 - (BA-7 description)
 - (BA-7 description)
 - Total

I certify that the above information is true and correct to the best of my knowledge.

HEAD OF AGENCY


 (Signature)

1/20/2018
 (Date)

LOUISIANA COMMUNITY AND TECHNICAL COLLEGE SYSTEM
UNRESTRICTED OPERATING REVENUE AND EXPENDITURE ANALYSIS
FOR QUARTER ENDED: March 31, 2018
 LCTCS E-Learning

	Original Approved Budget	BA-7's Approved by LCTCS Board but not approved by OPB *	OPB Approved BA-7's	Current Revised Budget	Actual YTD For Quarter Ended 3/31/18	Estimated Fiscal Year Totals as of 6/30/18	Favorable (Unfavorable) Est. Fiscal Year Totals
Means of Financing:							
State General Fund Direct	1,286,145	-	-	1,286,145	1,053,813	1,286,145	-
Due From Board / DOA	-	-	-	-	-	-	-
Statutory Dedications	-	-	-	-	-	-	-
Gifts and Donations	-	-	-	-	-	-	-
Federal Funds	-	-	-	-	-	-	-
Interagency Transfers	-	-	-	-	-	-	-
Self - Generated Revenues	\$0	\$0	\$0	\$0	\$0	\$0	-
TOTAL	1,286,145	-	-	1,286,145	1,053,813	1,286,145	-
Functional Expenditures:							
Instruction	-	-	-	-	-	-	-
Research	-	-	-	-	-	-	-
Public Service	-	-	-	-	-	-	-
Academic Support	1,280,188	-	-	1,280,188	820,034	1,280,188	-
Total RIRA	1,280,188	-	-	1,280,188	820,034	1,280,188	-
Student Services	-	-	-	-	-	-	-
Institutional Support	5,957	-	-	5,957	2,715	5,957	-
Scholarships & Fellowships	-	-	-	-	-	-	-
Total GAGE	5,957	-	-	5,957	2,715	5,957	-
Library	-	-	-	-	-	-	-
Plant Operations/Maintenance	-	-	-	-	-	-	-
Total OP & M	-	-	-	-	-	-	-
Debt Service	-	-	-	-	-	-	-
Interagency Transfers	-	-	-	-	-	-	-
Revenue/Expenditures	-	-	-	-	-	-	-
Other	-	-	-	-	-	-	-
Total Expenditures By Function	1,286,145	-	-	1,286,145	822,749	1,286,145	-
Surplus (Deficit) for Period	-	-	-	-	231,064	-	-
Object Expenditures:							
Regular Salaries	116,900	-	-	116,900	87,675	116,900	-
Other Compensation	-	-	-	-	-	-	-
Related Benefits	44,876	-	-	44,876	33,657	44,876	-
Total Personal Services	161,776	-	-	161,776	121,332	161,776	-
Travel	550	-	-	550	1,854	2,000	(1,450)
Operating Services	665,962	-	-	665,962	691,162	700,000	(34,038)
Supplies	-	-	-	-	236	300	(300)
Professional Services	3,000	-	-	3,000	3,000	3,000	-
Other Charges	454,857	-	-	454,857	165	419,069	35,788
Capital Outlay	-	-	-	-	-	-	-
Library Acquisitions	-	-	-	-	-	-	-
Other & Transfers	-	-	-	-	5,000	-	-
Total Expenditures By Object	1,286,145	-	-	1,286,145	822,749	1,286,145	-
Surplus (Deficit) for Period	-	-	-	-	231,064	-	-

* BA-7s submitted but not approved
 - (BA-7 description)
 _____ (BA-7 description)
 - Total

I certify that the above information is true and correct to the best of my knowledge.

HEAD OF AGENCY


 (Signature)

1/17/2018
 (Date)