

LOUISIANA COMMUNITY & TECHNICAL COLLEGE SYSTEM

*Changing Lives,
Creating Futures*

Monty Sullivan
System President

Officers:

Timothy W. Hardy
Chair

Stephen Toups
First Vice Chair

Helen Bridges Carter
Second Vice Chair

Members:

- Tari T. Bradford
- Alterman L. "Chip" Jackson
- Erika McConduit
- Willie L. Mount
- Michael J. Murphy
- N. J. "Woody" Ogé
- Joe Potts
- Paul Price, Jr.
- Stephen C. Smith
- Mark D. Spears, Jr.
- Craig Spohn
- Vincent St. Blanc, III

Student Members:

- Zachary Hitt
- Darell Richardson

Louisiana
Community
& Technical
College System

265 South Foster Drive
Baton Rouge, LA 70806

Phone: 225-922-2800
Fax: 225-922-1185

www.lctcs.edu

TO: Dr. Monty Sullivan
LCTCS President

THROUGH: Joseph F. Marin *JFM*
Chief Operations Officer

FROM: Joel Watkins
Director of Budget and Planning

DATE: October 24, 2017

RE: FY 2017-2018 1st Quarter Financial Status Report

Received
APPROVED

slk 11/8/17
LCTCS BOARD OF SUPERVISORS

FOR BOARD ACTION

Each quarter a financial status update on all LCTCS colleges and the Board office is presented to the Board. Attached are the 1st quarter financial status reports of all LCTCS entities that reflects the means of financing and expenditures from July 1, 2017 through September 30, 2017. Based on the information, the colleges appear to be spending their funds appropriately as of the end of the 1st quarter.

Monty Sullivan

Approved for Recommendation to the Board
Dr. Monty Sullivan

11-8-17

Date


LOUISIANA COMMUNITY AND TECHNICAL COLLEGE SYSTEM
UNRESTRICTED OPERATING REVENUE AND EXPENDITURE ANALYSIS
FOR QUARTER ENDED: September 30, 2017
BOSSIER PARISH COMMUNITY COLLEGE

	Original Approved Budget	BA-7's Approved by LCTCS Board but not approved by OPB *	OPB Approved BA-7's	Current Revised Budget	Actual YTD For Quarter Ended 9/30/17	Estimated Fiscal Year Totals as of 6/30/18	Favorable (Unfavorable) Est. Fiscal Year Totals
Means of Financing:							
State General Fund Direct	10,847,513	-	-	10,847,513	3,615,838	10,847,513	-
Due From Board / DOA	-	-	-	-	-	-	-
Statutory Dedications	389,174	-	-	389,174	37,434	389,174	-
Gifts and Donations	-	-	-	-	-	-	-
Federal Funds	-	-	-	-	-	-	-
Interagency Transfers	-	-	-	-	-	-	-
Self - Generated Revenues	\$24,030,255	\$0	\$0	\$24,030,255	\$9,575,354	\$23,000,000	(1,030,255)
TOTAL	35,266,942	-	-	35,266,942	13,228,626	34,236,687	(1,030,255)
Functional Expenditures:							
Instruction	17,159,334	-	-	17,159,334	3,088,721	17,159,334	-
Research	-	-	-	-	-	-	-
Public Service	262,941	-	-	262,941	64,169	262,941	-
Academic Support	2,012,010	-	-	2,012,010	417,982	2,012,010	-
Total RIRA	19,434,285	-	-	19,434,285	3,570,852	19,434,285	-
Student Services	2,243,257	-	-	2,243,257	448,424	2,213,002	30,255
Institutional Support	7,097,269	-	-	7,097,269	1,164,141	6,597,269	500,000
Scholarships & Fellowships	-	-	-	-	-	-	-
Total GAGE	9,340,526	-	-	9,340,526	1,612,565	8,810,271	530,255
Library	717,705	-	-	717,705	231,606	717,705	-
Plant Operations/Maintenance	4,293,701	-	-	4,293,701	571,872	3,793,701	500,000
Total OP & M	5,011,406	-	-	5,011,406	803,479	4,511,406	500,000
Debt Service	-	-	-	-	-	-	-
Interagency Transfers	1,480,725	-	-	1,480,725	342,222	1,480,725	-
Revenue/Expenditures	-	-	-	-	-	-	-
Other	-	-	-	-	-	-	-
Total Expenditures By Function	35,266,942	-	-	35,266,942	6,329,119	34,236,687	1,030,255
Surplus (Deficit) for Period	-	-	-	-	6,899,507	-	-
Object Expenditures:							
Regular Salaries	15,853,653	-	-	15,853,653	3,160,636	15,853,653	-
Other Compensation	1,274,500	-	-	1,274,500	349,385	1,274,500	-
Related Benefits	6,775,714	-	-	6,775,714	1,443,901	6,775,714	-
Total Personal Services	23,903,867	-	-	23,903,867	4,953,923	23,903,867	-
Travel	217,000	-	-	217,000	42,259	217,000	-
Operating Services	4,108,953	-	-	4,108,953	852,626	3,608,953	500,000
Supplies	1,101,320	-	-	1,101,320	95,221	1,101,320	-
Professional Services	985,900	-	-	985,900	9,050	955,645	30,255
Other Charges	3,681,406	-	-	3,681,406	13,840	3,181,406	500,000
Capital Outlay	293,410	-	-	293,410	12,980	293,410	-
Library Acquisitions	-	-	-	-	-	-	-
Other & Transfers	975,086	-	-	975,086	349,222	975,086	-
Total Expenditures By Object	35,266,942	-	-	35,266,942	6,329,119	34,236,687	1,030,255
Surplus (Deficit) for Period	-	-	-	-	6,899,507	-	-

* BA-7s submitted but not approved
- (BA-7 description)
- (BA-7 description)
- Total

I certify that the above information is true and correct to the best of my knowledge.

HEAD OF AGENCY


(Signature)

10.16.17
(Date)


LOUISIANA COMMUNITY AND TECHNICAL COLLEGE SYSTEM
UNRESTRICTED OPERATING REVENUE AND EXPENDITURE ANALYSIS
FOR QUARTER ENDED: September 30, 2017
Baton Rouge Community College

	Original Approved Budget	BA-7's Approved by LCTCS Board but not approved by OPB *	OPB Approved BA-7's	Current Revised Budget	Actual YTD For Quarter Ended 9/30/17	Estimated Fiscal Year Totals as of 6/30/18	Favorable (Unfavorable) Est. Fiscal Year Totals
Means of Financing:							
State General Fund Direct	14,432,889			14,432,889	4,810,963	14,432,889	-
Due From Board / DOA	-			-	-	-	-
Statutory Dedications	767,209			767,209	73,797	767,209	-
Gifts and Donations	-			-	-	-	-
Federal Funds	-			-	-	-	-
Interagency Transfers	-			-	-	-	-
Self - Generated Revenues	\$22,900,000	\$0	\$0	\$22,900,000	\$11,528,447	\$22,900,000	-
TOTAL	38,100,098	-	-	38,100,098	16,413,207	38,100,098	-
Functional Expenditures:							
Instruction	16,476,490			16,476,490	3,059,578	16,476,490	-
Research	-			-	-	-	-
Public Service	-			-	-	-	-
Academic Support	3,898,307			3,898,307	917,956	3,898,307	-
Total RIRA	20,374,797	-	-	20,374,797	3,977,533	20,374,797	-
Student Services	3,940,143			3,940,143	808,738	3,940,143	-
Institutional Support	6,072,979			6,072,979	1,435,705	6,072,979	-
Scholarships & Fellowships	-			-	-	-	-
Total GAGE	10,013,122	-	-	10,013,122	2,244,443	10,013,122	-
Library	454,303			454,303	104,827	454,303	-
Plant Operations/Maintenance	5,853,615			5,853,615	1,071,264	5,853,615	-
Total OP & M	6,307,918	-	-	6,307,918	1,176,091	6,307,918	-
Debt Service	-			-	-	-	-
Interagency Transfers	1,404,261			1,404,261	1,371,422	1,404,261	-
Revenue/Expenditures	-			-	-	-	-
Other	-			-	-	-	-
Total Expenditures By Function	38,100,098	-	-	38,100,098	8,769,489	38,100,098	-
Surplus (Deficit) for Period	-	-	-	-	7,643,719	-	-
Object Expenditures:							
Regular Salaries	21,475,504			21,475,504	4,614,511	21,475,504	-
Other Compensation	-			-	-	-	-
Related Benefits	9,318,813			9,318,813	1,694,374	9,318,813	-
Total Personal Services	30,794,317	-	-	30,794,317	6,308,885	30,794,317	-
Travel	14,789			14,789	3,348	14,789	-
Operating Services	4,746,114			4,746,114	1,009,049	4,746,114	-
Supplies	879,859			879,859	8,925	879,859	-
Professional Services	178,503			178,503	53,250	178,503	-
Other Charges	21,000			21,000	4,166	21,000	-
Capital Outlay	61,255			61,255	10,443	61,255	-
Library Acquisitions	-			-	-	-	-
Other & Transfers	1,404,261			1,404,261	1,371,422	1,404,261	-
Total Expenditures By Object	38,100,098	-	-	38,100,098	8,769,489	38,100,098	-
Surplus (Deficit) for Period	-	-	-	-	7,643,719	-	-

* BA-7s submitted but not approved
- (BA-7 description)
- (BA-7 description)
- Total

I certify that the above information is true and correct to the best of my knowledge.

HEAD OF AGENCY


(Signature)

(Date)

10/18/17

LOUISIANA COMMUNITY AND TECHNICAL COLLEGE SYSTEM
UNRESTRICTED OPERATING REVENUE AND EXPENDITURE ANALYSIS
FOR QUARTER ENDED: September 30, 2017
Central Louisiana Technical Community College

	Original Approved Budget	BA-7's Approved by LCTCS Board but not approved by OPB *	OPB Approved BA-7's	Current Revised Budget	Actual YTD For Quarter Ended 9/30/16	Estimated Fiscal Year Totals as of 6/30/18	Favorable (Unfavorable) Est. Fiscal Year Totals
Means of Financing:							
State General Fund Direct	6,056,373			6,056,373	2,018,791	6,056,373	-
Due From Board / DOA				-			-
Statutory Dedications	347,497			347,497	33,425	347,497	-
Gifts and Donations				-			-
Federal Funds				-			-
Interagency Transfers				-			-
Self - Generated Revenues	\$4,396,323	\$0	\$0	\$4,396,323	\$2,794,461	\$4,396,323	-
TOTAL	10,800,193	-	-	10,800,193	4,846,677	10,800,193	-
Functional Expenditures:							
Instruction	4,904,089			4,904,089	1,028,335	4,904,089	-
Research				-			-
Public Service				-			-
Academic Support	847,385			847,385	107,109	847,385	-
Total RIRA	5,751,473	-	-	5,751,473	1,135,444	5,751,473	-
Student Services	887,966			887,966	285,903	887,966	-
Institutional Support	2,828,945			2,828,945	737,744	2,828,945	-
Scholarships & Fellowships				-			-
Total GAGE	3,716,911	-	-	3,716,911	1,023,647	3,716,911	-
Library				-			-
Plant Operations/Maintenance	561,421			561,421	121,004	561,421	-
Total OP & M	561,421	-	-	561,421	121,004	561,421	-
Debt Service				-			-
Interagency Transfers	511,262			511,262	108,705	511,262	-
Revenue/Expenditures				-			-
Other	259,125			259,125	9,046	259,125	-
Total Expenditures By Function	10,800,193	-	-	10,800,193	2,397,846	10,800,193	-
Surplus (Deficit) for Period	0	-	-	0	2,448,832	0	-
Object Expenditures:							
Regular Salaries	5,965,884			5,965,884	1,269,795	5,965,884	-
Other Compensation	768,638			768,638		768,638	-
Related Benefits	2,665,336			2,665,336	684,775	2,665,336	-
Total Personal Services	9,399,858	-	-	9,399,858	1,954,570	9,399,858	-
Travel	42,426			42,426	14,745	42,426	-
Operating Services	498,477			498,477	260,728	498,477	-
Supplies	42,725			42,725	36,638	42,725	-
Professional Services	6,062			6,062	13,414	6,062	-
Other Charges	279,605			279,605	9,046	279,605	-
Capital Outlay				-			-
Library Acquisitions	1,500			1,500		1,500	-
Other & Transfers	529,539			529,539	108,705	529,539	-
Total Expenditures By Object	10,800,193	-	-	10,800,193	2,397,846	10,800,193	-
Surplus (Deficit) for Period	0	-	-	0	2,448,832	0	-

* BA-7s submitted but not approved
- (BA-7 description)
- (BA-7 description)
- Total

I certify that the above information is true and correct to the best of my knowledge.

HEAD OF AGENCY


(Signature)

10/20/17
(Date)

LOUISIANA COMMUNITY AND TECHNICAL COLLEGE SYSTEM
UNRESTRICTED OPERATING REVENUE AND EXPENDITURE ANALYSIS
FOR QUARTER ENDED: September 30, 2017
Delgado Community College

	Original Approved Budget	BA-7's Approved by LCTCS Board but not approved by OPB *	OPB Approved BA-7's	Current Revised Budget	Actual YTD For Quarter Ended 9/30/16	Estimated Fiscal Year Totals as of 6/30/18	Favorable (Unfavorable) Est. Fiscal Year Totals
Means of Financing:							
State General Fund Direct	25,533,593			25,533,593	8,511,198	25,533,593	-
Due From Board / DOA				-			-
Statutory Dedications	1,606,965			1,606,965	125,882	1,606,965	-
Gifts and Donations				-			-
Federal Funds				-			-
Interagency Transfers				-			-
Self - Generated Revenues	\$53,369,198	\$0	\$0	\$53,369,198	\$22,265,910	\$46,575,806	(6,793,392)
TOTAL	80,509,756	-	-	80,509,756	30,902,989	73,716,364	(6,793,392)
Functional Expenditures:							
Instruction	39,445,493			39,445,493	6,360,587	34,594,924	4,850,570
Research				-			-
Public Service				-			-
Academic Support	7,637,106			7,637,106	1,382,296	7,262,809	374,297
Total RIRA	47,082,599	-	-	47,082,599	7,742,883	41,857,733	5,224,867
Student Services	5,229,909			5,229,909	1,034,167	4,973,590	256,320
Institutional Support	13,204,801			13,204,801	3,180,819	12,557,629	647,172
Scholarships & Fellowships				-			-
Total GAGE	18,434,710	-	-	18,434,710	4,214,987	17,531,219	903,491
Library	1,763,925			1,763,925	556,114	1,677,474	86,451
Plant Operations/Maintenance	10,781,227			10,781,227	2,922,988	10,252,836	528,391
Total OP & M	12,545,152	-	-	12,545,152	3,479,102	11,930,310	614,842
Debt Service				-			-
Interagency Transfers	1,423,180			1,423,180	259,016	1,423,180	-
Revenue/Expenditures				-			-
Other	1,024,114			1,024,114	130,147	973,922	50,192
Total Expenditures By Function	80,509,756	-	-	80,509,756	15,826,135	73,716,364	6,793,392
Surplus (Deficit) for Period	0	-	-	0	15,076,854	0	(0)
Object Expenditures:							
Regular Salaries	45,228,299			45,228,299	8,039,488	40,832,832	4,395,467
Other Compensation				-			-
Related Benefits	19,398,110			19,398,110	3,803,491	18,776,040	622,070
Total Personal Services	64,626,409	-	-	64,626,409	11,842,979	59,608,872	5,017,537
Travel	240,900			240,900	22,917	194,546	46,354
Operating Services	8,775,900			8,775,900	3,172,326	8,522,784	253,116
Supplies	1,112,836			1,112,836	181,215	847,866	264,970
Professional Services	1,448,217			1,448,217	143,620	1,156,873	291,344
Other Charges	2,224,314			2,224,314	81,538	1,432,263	792,051
Capital Outlay	448,000			448,000	2,767	329,980	118,020
Library Acquisitions	210,000			210,000	119,757	200,000	10,000
Other & Transfers	1,423,180			1,423,180	259,016	1,423,180	-
Total Expenditures By Object	80,509,756	-	-	80,509,756	15,826,135	73,716,364	6,793,392
Surplus (Deficit) for Period	-	-	-	-	15,076,854	(0)	(0)

* BA-7s submitted but not approved
 - (BA-7 description)
 - (BA-7 description)
 - Total

I certify that the above information is true and correct to the best of my knowledge.

HEAD OF AGENCY

John Y. Clew
 (Signature)

10/20/17
 (Date)


LOUISIANA COMMUNITY AND TECHNICAL COLLEGE SYSTEM
 UNRESTRICTED OPERATING REVENUE AND EXPENDITURE ANALYSIS
 FOR QUARTER ENDED: September 30, 2017
 L. E. Fletcher Technical Community College

	Original Approved Budget	BA-7's Approved by LCTCS Board but not approved by OPB *	OPB Approved BA-7's	Current Revised Budget	Actual YTD For Quarter Ended 9/30/17	Estimated Fiscal Year Totals as of 6/30/18	Favorable (Unfavorable) Est. Fiscal Year Totals
Means of Financing:							
State General Fund Direct Due From Board / DOA	3,406,738			3,406,738	1,135,580	3,406,738	-
Statutory Dedications Gifts and Donations	134,477			134,477	24,936	134,477	-
Federal Funds	-			-	-	-	-
Interagency Transfers	-			-	-	-	-
Self - Generated Revenues	\$6,033,195	\$0	\$0	\$6,033,195	\$3,047,237	\$6,033,195	-
TOTAL	9,574,410	-	-	9,574,410	4,207,753	9,574,410	-
Functional Expenditures:							
Instruction	4,950,580			4,950,580	681,491	4,950,580	-
Research	-			-	-	-	-
Public Service	-			-	-	-	-
Academic Support	1,199,874			1,199,874	216,152	1,199,874	-
Total RIRA	6,150,454	-	-	6,150,454	897,643	6,150,454	-
Student Services	744,679			744,679	137,589	744,679	-
Institutional Support	1,789,480			1,789,480	461,683	1,789,480	-
Scholarships & Fellowships	-			-	-	-	-
Total GAGE	2,534,159	-	-	2,534,159	599,272	2,534,159	-
Library	-			-	-	-	-
Plant Operations/Maintenance	586,379			586,379	187,184	586,379	-
Total OP & M	586,379	-	-	586,379	187,184	586,379	-
Debt Service	-			-	-	-	-
Interagency Transfers	303,418			303,418	268,030	303,418	-
Revenue/Expenditures Other	-			-	-	-	-
Total Expenditures By Function	9,574,410	-	-	9,574,410	1,952,129	9,574,410	-
Surplus (Deficit) for Period	-	-	-	-	2,255,624	-	-
Object Expenditures:							
Regular Salaries	5,204,451			5,204,451	975,778	5,204,451	-
Other Compensation	-			-	-	-	-
Related Benefits	2,285,776			2,285,776	464,899	2,285,776	-
Total Personal Services	7,490,227	-	-	7,490,227	1,440,677	7,490,227	-
Travel	73,191			73,191	3,597	73,191	-
Operating Services	901,396			901,396	164,327	901,396	-
Supplies	78,367			78,367	9,868	78,367	-
Professional Services	435,040			435,040	28,311	435,040	-
Other Charges	26,695			26,695	-	26,695	-
Capital Outlay	200,326			200,326	5,540	200,326	-
Library Acquisitions	22,550			22,550	-	22,550	-
Other & Transfers	346,618			346,618	299,809	346,618	-
Total Expenditures By Object	9,574,410	-	-	9,574,410	1,952,129	9,574,410	-
Surplus (Deficit) for Period	-	-	-	-	2,255,624	-	-

* BA-7s submitted but not approved
 - (BA-7 description)
 - (BA-7 description)
 - Total

I certify that the above information is true and correct to the best of my knowledge.

HEAD OF AGENCY


 (Signature)

10/20/17
 (Date)

LOUISIANA COMMUNITY AND TECHNICAL COLLEGE SYSTEM
UNRESTRICTED OPERATING REVENUE AND EXPENDITURE ANALYSIS
FOR QUARTER ENDED: September 30, 2017
Louisiana Delta Community College

	Original Approved Budget	BA-7's Approved by LCTCS Board but not approved by OPB *	OPB Approved BA-7's	Current Revised Budget	Actual YTD For Quarter Ended 9/30/16	Estimated Fiscal Year Totals as of 6/30/18	Favorable (Unfavorable) Est. Fiscal Year Totals
Means of Financing:							
State General Fund Direct	7,344,573			7,344,573	2,448,191	7,344,573	-
Due From Board / DOA				-			-
Statutory Dedications	413,692			413,692	39,793	413,692	-
Gifts and Donations				-			-
Federal Funds				-			-
Interagency Transfers				-			-
Self - Generated Revenues	\$9,620,751	\$0	\$0	\$9,620,751	\$4,977,896	\$9,722,500	101,749
TOTAL	17,379,016	-	-	17,379,016	7,465,880	17,480,765	101,749
Functional Expenditures:							
Instruction	7,321,750			7,321,750	1,501,777	7,321,750	-
Research				-			-
Public Service				-			-
Academic Support	690,100			690,100	27,422	680,125	9,975
Total RIRA	8,011,850	-	-	8,011,850	1,529,199	8,001,875	9,975
Student Services	1,706,000			1,706,000	404,128	1,695,885	10,115
Institutional Support	5,100,170			5,100,170	1,399,263	5,085,125	15,045
Scholarships & Fellowships	43,496			43,496	25,787	43,496	-
Total GAGE	6,849,666	-	-	6,849,666	1,829,178	6,824,506	25,160
Library				-			-
Plant Operations/Maintenance	2,057,500			2,057,500	458,513	2,057,500	-
Total OP & M	2,057,500	-	-	2,057,500	458,513	2,057,500	-
Debt Service				-			-
Interagency Transfers	460,000			460,000	5,705	460,000	-
Revenue/Expenditures				-			-
Other				-			-
Total Expenditures By Function	17,379,016	-	-	17,379,016	3,822,595	17,343,881	35,135
Surplus (Deficit) for Period	-	-	-	-	3,643,285	136,884	136,884
Object Expenditures:							
Regular Salaries	9,636,100			9,636,100	1,762,771	9,624,215	11,885
Other Compensation				-			-
Related Benefits	3,649,900			3,649,900	882,780	3,644,552	5,348
Total Personal Services	13,286,000	-	-	13,286,000	2,645,551	13,268,767	17,233
Travel	47,100			47,100	11,856	47,100	-
Operating Services	2,307,950			2,307,950	609,512	2,301,489	6,461
Supplies	181,750			181,750	44,093	179,250	2,500
Professional Services	130,000			130,000	66,696	130,000	-
Other Charges	689,216			689,216	413,719	680,275	8,941
Capital Outlay	50,000			50,000	487	50,000	-
Library Acquisitions				-			-
Other & Transfers	687,000			687,000	30,681	687,000	-
Total Expenditures By Object	17,379,016	-	-	17,379,016	3,822,595	17,343,881	35,135
Surplus (Deficit) for Period	-	-	-	-	3,643,285	136,884	136,884

* BA-7s submitted but not approved
- (BA-7 description)
- (BA-7 description)
- Total

I certify that the above information is true and correct to the best of my knowledge.

HEAD OF AGENCY

(Signature)

(Date)

10-13-2017

LOUISIANA COMMUNITY AND TECHNICAL COLLEGE SYSTEM
UNRESTRICTED OPERATING REVENUE AND EXPENDITURE ANALYSIS
FOR QUARTER ENDED: September 30, 2017
Nunez Community College

	Original Approved Budget	BA-7's Approved by LCTCS Board but not approved by OPB *	OPB Approved BA-7's	Current Revised Budget	Actual YTD For Quarter Ended 9/30/17	Estimated Fiscal Year Totals as of 6/30/18	Favorable (Unfavorable) Est. Fiscal Year Totals
Means of Financing:							
State General Fund Direct	3,618,662			3,618,662	1,206,221	3,618,662	-
Due From Board / DOA				-			-
Statutory Dedications	150,153			150,153	14,443	150,153	-
Gifts and Donations							-
Federal Funds							-
Interagency Transfers							-
Self - Generated Revenues	\$5,870,568	\$0	\$0	\$5,870,568	\$3,244,005	\$5,870,568	-
TOTAL	9,639,383	-	-	9,639,383	4,464,669	9,639,383	-
Functional Expenditures:							
Instruction	4,451,057			4,451,057	654,985	4,451,057	-
Research							-
Public Service							-
Academic Support	658,229			658,229	200,636	658,229	-
Total RIRA	5,109,286	-	-	5,109,286	855,621	5,109,286	-
Student Services	763,952			763,952	171,246	763,952	-
Institutional Support	1,981,161			1,981,161	484,534	1,981,161	-
Scholarships & Fellowships							-
Total GAGE	2,745,113	-	-	2,745,113	655,780	2,745,113	-
Library							-
Plant Operations/Maintenance	1,402,635			1,402,635	513,556	1,402,635	-
Total OP & M	1,402,635	-	-	1,402,635	513,556	1,402,635	-
Debt Service							-
Interagency Transfers	382,349			382,349		382,349	-
Revenue/Expenditures							-
Other							-
Total Expenditures By Function	9,639,383	-	-	9,639,383	2,024,957	9,639,383	-
Surplus (Deficit) for Period	-	-	-	-	2,439,712	-	-
Object Expenditures:							
Regular Salaries	5,742,545			5,742,545	1,083,583	5,742,545	-
Other Compensation							-
Related Benefits	2,337,079			2,337,079	417,037	2,337,079	-
Total Personal Services	8,079,624	-	-	8,079,624	1,500,620	8,079,624	-
Travel	25,259			25,259	1,325	25,259	-
Operating Services	781,274			781,274	422,996	781,274	-
Supplies	178,628			178,628	19,852	178,628	-
Professional Services	31,186			31,186	63,105	31,186	-
Other Charges	128,629			128,629	4,919	128,629	-
Capital Outlay	80,063			80,063	12,140	80,063	-
Library Acquisitions	50,000			50,000		50,000	-
Other & Transfers	284,720			284,720		284,720	-
Total Expenditures By Object	9,639,383	-	-	9,639,383	2,024,957	9,639,383	-
Surplus (Deficit) for Period	-	-	-	-	2,439,712	-	-

* BA-7s submitted but not approved
- (BA-7 description)
- (BA-7 description)
- Total

I certify that the above information is true and correct to the best of my knowledge.

HEAD OF AGENCY

Thomas R Warner 10/09/17
(Signature) (Date)

LOUISIANA COMMUNITY AND TECHNICAL COLLEGE SYSTEM
UNRESTRICTED OPERATING REVENUE AND EXPENDITURE ANALYSIS
FOR QUARTER ENDED: September 30, 2017
Northshore Technical Community College

	Original Approved Budget	BA-7's Approved by LCTCS Board but not approved by OPB *	OPB Approved BA-7's	Current Revised Budget	Actual YTD For Quarter Ended 9/30/17	Estimated Fiscal Year Totals as of 6/30/18	Favorable (Unfavorable) Est. Fiscal Year Totals
Means of Financing:							
State General Fund Direct	5,398,002			5,398,002	1,799,334	5,398,002	-
Due From Board / DOA				-			-
Statutory Dedications	230,236			230,236	22,146	230,236	-
Gifts and Donations				-			-
Federal Funds				-			-
Interagency Transfers				-			-
Self - Generated Revenues	\$7,600,000	\$0	\$0	\$7,600,000	\$5,206,659	\$8,500,000	900,000
TOTAL	13,228,238	-	-	13,228,238	7,028,139	14,128,238	900,000
Functional Expenditures:							
Instruction	6,235,411			6,235,411	1,155,822	7,135,411	(900,000)
Research				-			-
Public Service				-			-
Academic Support	722,451			722,451	137,476	722,451	-
Total RIRA	6,957,862	-	-	6,957,862	1,293,298	7,857,862	(900,000)
Student Services	1,612,372			1,612,372	281,832	1,612,372	-
Institutional Support	2,742,266			2,742,266	592,165	2,742,266	-
Scholarships & Fellowships				-			-
Total GAGE	4,354,638	-	-	4,354,638	873,997	4,354,638	-
Library	217,878			217,878	42,209	217,878	-
Plant Operations/Maintenance	1,148,723			1,148,723	236,592	1,148,723	-
Total OP & M	1,366,601	-	-	1,366,601	278,801	1,366,601	-
Debt Service				-			-
Interagency Transfers	549,137			549,137	454,086	549,137	-
Revenue/Expenditures				-			-
Other				-			-
Total Expenditures By Function	13,228,238	-	-	13,228,238	2,900,182	14,128,238	(900,000)
Surplus (Deficit) for Period	-	-	-	-	4,127,957	-	-
Object Expenditures:							
Regular Salaries	7,038,232			7,038,232	1,543,497	7,686,232	(648,000)
Other Compensation				-			-
Related Benefits	3,256,106			3,256,106	623,306	3,508,106	(252,000)
Total Personal Services	10,294,338	-	-	10,294,338	2,166,803	11,194,338	(900,000)
Travel	118,523			118,523	6,728	118,523	-
Operating Services	1,219,096			1,219,096	153,805	1,219,096	-
Supplies	560,133			560,133	69,660	560,133	-
Professional Services	36,772			36,772	5,950	36,772	-
Other Charges				-			-
Capital Outlay	232,361			232,361	941	232,361	-
Library Acquisitions	217,878			217,878	42,209	217,878	-
Other & Transfers	549,137			549,137	454,086	549,137	-
Total Expenditures By Object	13,228,238	-	-	13,228,238	2,900,182	14,128,238	(900,000)
Surplus (Deficit) for Period	-	-	-	-	4,127,957	-	-

* BA-7s submitted but not approved
- (BA-7 description)
- (BA-7 description)
- Total

I certify that the above information is true and correct to the best of my knowledge.

HEAD OF AGENCY

William B. ...

(Signature)

10/17/2017

(Date)


LOUISIANA COMMUNITY AND TECHNICAL COLLEGE SYSTEM
UNRESTRICTED OPERATING REVENUE AND EXPENDITURE ANALYSIS
FOR QUARTER ENDED: September 30, 2017
NORTHWEST LOUISIANA TECHNICAL COLLEGE

	Original Approved Budget	BA-7's Approved by LCTCS Board but not approved by OPB *	OPB Approved BA-7's	Current Revised Budget	Actual YTD For Quarter Ended 9/30/16	Estimated Fiscal Year Totals as of 6/30/18	Favorable (Unfavorable) Est. Fiscal Year Totals
Means of Financing:							
State General Fund Direct	4,232,144			4,232,144	1,410,715	4,232,144	-
Due From Board / DOA				-			-
Statutory Dedications	238,564			238,564	22,947	238,564	-
Gifts and Donations				-			-
Federal Funds				-			-
Interagency Transfers				-			-
Self - Generated Revenues	\$2,300,000	\$0	\$0	\$2,300,000	\$958,706	\$2,300,000	-
TOTAL	6,770,708	-	-	6,770,708	2,392,368	6,770,708	-
Functional Expenditures:							
Instruction	3,391,068			3,391,068	686,876	3,391,068	-
Research				-			-
Public Service				-			-
Academic Support	103,800			103,800	4,088	103,800	-
Total RIRA	3,494,868	-	-	3,494,868	690,964	3,494,868	-
Student Services	797,513			797,513	148,725	797,513	-
Institutional Support	1,606,003			1,606,003	315,072	1,606,003	-
Scholarships & Fellowships				-			-
Total GAGE	2,403,516	-	-	2,403,516	463,797	2,403,516	-
Library				-			-
Plant Operations/Maintenance	478,576			478,576	119,217	478,576	-
Total OP & M	478,576	-	-	478,576	119,217	478,576	-
Debt Service				-			-
Interagency Transfers	93,575			93,575	1,045	93,575	-
Revenue/Expenditures				-			-
Other	300,173			300,173	285,147	300,173	-
Total Expenditures By Function	6,770,708	-	-	6,770,708	1,560,170	6,770,708	-
Surplus (Deficit) for Period	-	-	-	-	832,198	-	-
Object Expenditures:							
Regular Salaries	3,354,401			3,354,401	704,192	3,354,401	-
Other Compensation				-			-
Related Benefits	1,967,792			1,967,792	405,454	1,967,792	-
Total Personal Services	5,322,193	-	-	5,322,193	1,109,646	5,322,193	-
Travel	30,200			30,200	1,897	30,200	-
Operating Services	620,853			620,853	132,435	620,853	-
Supplies	73,650			73,650	8,107	73,650	-
Professional Services	143,750			143,750	21,893	143,750	-
Other Charges	121,085			121,085	285,147	121,085	-
Capital Outlay				-			-
Library Acquisitions				-			-
Other & Transfers	458,977			458,977	1,045	458,977	-
Total Expenditures By Object	6,770,708	-	-	6,770,708	1,560,170	6,770,708	-
Surplus (Deficit) for Period	-	-	-	-	832,198	-	-

* BA-7s submitted but not approved
- (BA-7 description)
- (BA-7 description)
- Total

I certify that the above information is true and correct to the best of my knowledge.

HEAD OF AGENCY


(Signature)

10/16/17
(Date)

LOUISIANA COMMUNITY AND TECHNICAL COLLEGE SYSTEM
UNRESTRICTED OPERATING REVENUE AND EXPENDITURE ANALYSIS
FOR QUARTER ENDED: September 30, 2017
River Parishes Community College

	Original Approved Budget	BA-7's Approved by LCTCS Board but not approved by OPB *	OPB Approved BA-7's	Current Revised Budget	Actual YTD For Quarter Ended 9/30/17	Estimated Fiscal Year Totals as of 6/30/18	Favorable (Unfavorable) Est. Fiscal Year Totals
Means of Financing:							
State General Fund Direct	3,331,782			3,331,782	1,110,594	3,331,782	-
Due From Board / DOA				-			-
Statutory Dedications	141,681			141,681	13,628	141,681	-
Gifts and Donations				-			-
Federal Funds				-			-
Interagency Transfers				-			-
Self - Generated Revenues	\$5,500,000	\$0	\$0	\$5,500,000	\$3,027,833	\$6,000,000	500,000
TOTAL	8,973,463	-	-	8,973,463	4,152,055	9,473,463	500,000
Functional Expenditures:							
Instruction	4,472,257			4,472,257	712,200	3,708,384	763,873
Research				-			-
Public Service				-			-
Academic Support	613,991			613,991	49,206	196,824	417,167
Total RIRA	5,086,248	-	-	5,086,248	761,406	3,905,208	1,181,040
Student Services	818,528			818,528	151,510	729,920	88,608
Institutional Support	1,538,676			1,538,676	474,565	1,538,676	-
Scholarships & Fellowships				-			-
Total GAGE	2,357,204	-	-	2,357,204	626,075	2,268,596	88,608
Library	272,553			272,553	56,060	272,553	-
Plant Operations/Maintenance	1,073,924			1,073,924	316,454	1,265,816	(191,892)
Total OP & M	1,346,477	-	-	1,346,477	372,514	1,538,369	(191,892)
Debt Service				-			-
Interagency Transfers	183,534			183,534	142,565	183,534	-
Revenue/Expenditures				-			-
Other				-			-
Total Expenditures By Function	8,973,463	-	-	8,973,463	1,902,560	7,895,707	1,077,756
Surplus (Deficit) for Period	-	-	-	-	2,249,495	1,577,756	1,577,756
Object Expenditures:							
Regular Salaries	4,901,857			4,901,857	887,240	3,926,400	975,457
Other Compensation				-			-
Related Benefits	2,046,072			2,046,072	371,582	1,680,645	365,427
Total Personal Services	6,947,929	-	-	6,947,929	1,258,822	5,607,045	1,340,884
Travel	36,000			36,000	5,031	36,000	-
Operating Services	920,000			920,000	305,782	1,223,128	(303,128)
Supplies	540,000			540,000	102,690	500,000	40,000
Professional Services	340,000			340,000	87,670	340,000	-
Other Charges	6,000			6,000		6,000	-
Capital Outlay				-			-
Library Acquisitions				-			-
Other & Transfers	183,534			183,534	142,565	183,534	-
Total Expenditures By Object	8,973,463	-	-	8,973,463	1,902,560	7,895,707	1,077,756
Surplus (Deficit) for Period	-	-	-	-	2,249,495	1,577,756	1,577,756

* BA-7s submitted but not approved
- (BA-7 description)
- (BA-7 description)
- Total

I certify that the above information is true and correct to the best of my knowledge.

HEAD OF AGENCY

(Signature)

(Date)

[Handwritten Signature] 10-19-17


LOUISIANA COMMUNITY AND TECHNICAL COLLEGE SYSTEM
UNRESTRICTED OPERATING REVENUE AND EXPENDITURE ANALYSIS
FOR QUARTER ENDED: September 30, 2017
South Central Louisiana Technical College

	Original Approved Budget	BA-7's Approved by LCTCS Board but not approved by OPB *	OPB Approved BA-7's	Current Revised Budget	Actual YTD For Quarter Ended 9/30/17	Estimated Fiscal Year Totals as of 6/30/18	Favorable (Unfavorable) Est. Fiscal Year Totals
Means of Financing:							
State General Fund Direct Due From Board / DOA	4,090,553			4,090,553	1,363,518	4,090,553	-
Statutory Dedications	230,648			230,648	22,186	230,648	-
Gifts and Donations							-
Federal Funds							-
Interagency Transfers							-
Self - Generated Revenues	\$3,548,000	\$0	\$0	\$3,548,000	\$1,319,040	\$2,375,000	(1,173,000)
TOTAL	7,869,201	-	-	7,869,201	2,704,744	6,696,201	(1,173,000)
Functional Expenditures:							
Instruction	\$3,134,740			3,134,740	623,011	2,634,740	500,000
Research	\$0						-
Public Service	\$0						-
Academic Support	\$28,363			28,363		28,363	-
Total RIRA	3,163,103			3,163,103	623,011	2,663,103	500,000
Student Services	\$941,856			941,856	154,896	768,856	173,000
Institutional Support	\$2,717,792			2,717,792	461,366	2,260,268	457,524
Scholarships & Fellowships	\$39,928			39,928		39,928	-
Total GAGE	3,699,576			3,699,576	616,262	3,069,052	630,524
Library							-
Plant Operations/Maintenance	\$778,999			778,999	144,199	678,999	100,000
Total OP & M	778,999			778,999	144,199	678,999	100,000
Debt Service							-
Interagency Transfers	227,523			227,523	285,047	285,047	(57,524)
Revenue/Expenditures							-
Other							-
Total Expenditures By Function	7,869,201	-	-	7,869,201	1,668,519	6,696,201	1,173,000
Surplus (Deficit) for Period	-	-	-	-	1,036,225	-	-
Object Expenditures:							
Regular Salaries	4,362,723			4,362,723	804,055	3,492,723	870,000
Other Compensation							-
Related Benefits	2,006,107			2,006,107	406,206	1,833,107	173,000
Total Personal Services	6,368,830			6,368,830	1,210,261	5,325,830	1,043,000
Travel	31,980			31,980	5,322	31,980	-
Operating Services	833,258			833,258	138,462	733,258	100,000
Supplies	118,098			118,098	15,107	88,098	30,000
Professional Services	56,767			56,767	11,437	56,767	-
Other Charges	517			517	25	517	-
Capital Outlay	6,641			6,641		6,641	-
Library Acquisitions							-
Other & Transfers	453,110			453,110	287,905	453,110	-
Total Expenditures By Object	7,869,201	-	-	7,869,201	1,668,519	6,696,201	1,173,000
Surplus (Deficit) for Period	-	-	-	-	1,036,225	-	-

* BA-7s submitted but not approved
- (BA-7 description)
- (BA-7 description)
- Total

I certify that the above information is true and correct to the best of my knowledge.

HEAD OF AGENCY


(Signature)

10/19/17
(Date)

LOUISIANA COMMUNITY AND TECHNICAL COLLEGE SYSTEM
UNRESTRICTED OPERATING REVENUE AND EXPENDITURE ANALYSIS
FOR QUARTER ENDED: September 30, 2017
South Louisiana Community College

	Original Approved Budget	BA-7's Approved by LCTCS Board but not approved by OPB *	OPB Approved BA-7's	Current Revised Budget	Actual YTD For Quarter Ended 9/30/17	Estimated Fiscal Year Totals as of 6/30/18	Favorable (Unfavorable) Est. Fiscal Year Totals
Means of Financing:							
State General Fund Direct	12,329,806			12,329,806	4,109,935	12,329,806	-
Due From Board / DOA				-			-
Statutory Dedications	670,250			670,250	64,471	670,250	-
Gifts and Donations				-			-
Federal Funds				-			-
Interagency Transfers				-			-
Self - Generated Revenues	\$15,774,846	\$0	\$0	\$15,774,846	\$8,299,149	\$15,774,846	-
TOTAL	28,774,902	-	-	28,774,902	12,473,555	28,774,902	-
Functional Expenditures:							
Instruction	14,532,921			14,532,921	2,407,876	14,532,921	-
Research				-			-
Public Service				-			-
Academic Support	1,727,794			1,727,794	378,333	1,727,794	-
Total RIRA	16,260,715	-	-	16,260,715	2,786,209	16,260,715	-
Student Services	3,503,898			3,503,898	622,849	3,503,898	-
Institutional Support	5,549,968			5,549,968	1,124,306	5,549,968	-
Scholarships & Fellowships				-			-
Total GAGE	9,053,866	-	-	9,053,866	1,747,155	9,053,866	-
Library	428,971			428,971	148,500	428,971	-
Plant Operations/Maintenance	2,277,002			2,277,002	849,939	2,277,002	-
Total OP & M	2,705,973	-	-	2,705,973	998,439	2,705,973	-
Debt Service				-			-
Interagency Transfers	754,348			754,348	595,353	754,348	-
Revenue/Expenditures				-			-
Other				-			-
Total Expenditures By Function	28,774,902	-	-	28,774,902	6,127,156	28,774,902	-
Surplus (Deficit) for Period	-	-	-	-	6,346,399	-	-
Object Expenditures:							
Regular Salaries	13,927,872			13,927,872	3,021,195	13,887,872	40,000
Other Compensation				-	28,132	40,000	(40,000)
Related Benefits	7,049,798			7,049,798	1,487,699	7,049,798	-
Total Personal Services	20,977,670	-	-	20,977,670	4,537,026	20,977,670	-
Travel	415,568			415,568	19,021	415,568	-
Operating Services	4,708,897			4,708,897	741,080	4,708,897	-
Supplies	309,948			309,948	66,173	309,948	-
Professional Services	1,147,850			1,147,850	32,761	1,147,850	-
Other Charges	291,437			291,437	72,859	291,437	-
Capital Outlay	143,534			143,534	62,883	143,534	-
Library Acquisitions	25,650			25,650		25,650	-
Other & Transfers	754,348			754,348	595,353	754,348	-
Total Expenditures By Object	28,774,902	-	-	28,774,902	6,127,156	28,774,902	-
Surplus (Deficit) for Period	-	-	-	-	6,346,399	-	-

* BA-7s submitted but not approved
- (BA-7 description)
- (BA-7 description)
- Total

I certify that the above information is true and correct to the best of my knowledge.

HEAD OF AGENCY

Therese J. Hester
(Signature)

10/23/17
(Date)


LOUISIANA COMMUNITY AND TECHNICAL COLLEGE SYSTEM
UNRESTRICTED OPERATING REVENUE AND EXPENDITURE ANALYSIS
FOR QUARTER ENDED: September 30, 2017
SOWELA Technical Community College

	Original Approved Budget	BA-7's Approved by LCTCS Board but not approved by OPB *	OPB Approved BA-7's	Current Revised Budget	Actual YTD For Quarter Ended 9/30/16	Estimated Fiscal Year Totals as of 6/30/18	Favorable (Unfavorable) Est. Fiscal Year Totals
Means of Financing:							
State General Fund Direct Due From Board / DOA	7,746,573			7,746,573	2,582,191	7,746,573	-
Statutory Dedications	747,985			747,985	25,010	747,985	-
Gifts and Donations							-
Federal Funds							-
Interagency Transfers							-
Self - Generated Revenues	\$9,200,000	\$0	\$0	\$9,200,000	\$4,518,035	\$9,200,000	-
TOTAL	17,694,568	-	-	17,694,568	7,125,236	17,694,568	-
Functional Expenditures:							
Instruction	7,389,900			7,389,900	1,369,542	7,389,900	-
Research							-
Public Service							-
Academic Support	2,009,857			2,009,857	449,355	2,009,857	-
Total RIRA	9,399,757	-	-	9,399,757	1,818,897	9,399,757	-
Student Services	1,788,578			1,788,578	288,866	1,788,578	-
Institutional Support	4,102,640			4,102,640	828,756	4,102,640	-
Scholarships & Fellowships							-
Total GAGE	5,891,218	-	-	5,891,218	1,117,622	5,891,218	-
Library							-
Plant Operations/Maintenance	2,093,148			2,093,148	347,282	2,093,148	-
Total OP & M	2,093,148	-	-	2,093,148	347,282	2,093,148	-
Debt Service							-
Interagency Transfers	310,435			310,435	295,128	310,435	-
Revenue/Expenditures							-
Other							-
Total Expenditures By Function	17,694,568	-	-	17,694,568	3,578,929	17,694,568	-
Surplus (Deficit) for Period	-	-	-	-	3,546,307	-	-
Object Expenditures:							
Regular Salaries	9,348,866			9,348,866	1,858,195	9,348,866	-
Other Compensation							-
Related Benefits	4,038,635			4,038,635	785,011	4,038,635	-
Total Personal Services	13,387,501	-	-	13,387,501	2,643,206	13,387,501	-
Travel	147,630			147,630	16,159	147,630	-
Operating Services	2,355,948			2,355,948	400,665	2,355,948	-
Supplies	478,995			478,995	67,628	478,995	-
Professional Services	108,928			108,928	38,922	108,928	-
Other Charges	580,442			580,442	64,158	580,442	-
Capital Outlay	324,679			324,679	53,063	324,679	-
Library Acquisitions							-
Other & Transfers	310,435			310,435	295,128	310,435	-
Total Expenditures By Object	17,694,568	-	-	17,694,568	3,578,929	17,694,568	-
Surplus (Deficit) for Period	-	-	-	-	3,546,307	-	-

* BA-7s submitted but not approved
- (BA-7 description)
- (BA-7 description)
- Total

I certify that the above information is true and correct to the best of my knowledge.

HEAD OF AGENCY

 10-20-17
(Signature) (Date)

LOUISIANA COMMUNITY AND TECHNICAL COLLEGE SYSTEM
 UNRESTRICTED OPERATING REVENUE AND EXPENDITURE ANALYSIS
 FOR QUARTER ENDED: September 30, 2017
LCTCS E-Learning

	Original Approved Budget	BA-7's Approved by LCTCS Board but not approved by OPB *	OPB Approved BA-7's	Current Revised Budget	Actual YTD For Quarter Ended 9/30/17	Estimated Fiscal Year Totals as of 6/30/18	Favorable (Unfavorable) Est. Fiscal Year Totals
Means of Financing:							
State General Fund Direct	1,286,145	-	-	1,286,145	428,715	1,286,145	-
Due From Board / DOA	-	-	-	-	-	-	-
Statutory Dedications	-	-	-	-	-	-	-
Gifts and Donations	-	-	-	-	-	-	-
Federal Funds	-	-	-	-	-	-	-
Interagency Transfers	-	-	-	-	-	-	-
Self - Generated Revenues	\$0	\$0	\$0	\$0	\$0	\$0	-
TOTAL	1,286,145	-	-	1,286,145	428,715	1,286,145	-
Functional Expenditures:							
Instruction	-	-	-	-	-	-	-
Research	-	-	-	-	-	-	-
Public Service	-	-	-	-	-	-	-
Academic Support	1,280,188	-	-	1,280,188	410	1,280,188	-
Total RIRA	1,280,188	-	-	1,280,188	410	1,280,188	-
Student Services	-	-	-	-	-	-	-
Institutional Support	5,957	-	-	5,957	2,560	5,957	-
Scholarships & Fellowships	-	-	-	-	-	-	-
Total GAGE	5,957	-	-	5,957	2,560	5,957	-
Library	-	-	-	-	-	-	-
Plant Operations/Maintenance	-	-	-	-	-	-	-
Total OP & M	-	-	-	-	-	-	-
Debt Service	-	-	-	-	-	-	-
Interagency Transfers	-	-	-	-	-	-	-
Revenue/Expenditures	-	-	-	-	-	-	-
Other	-	-	-	-	-	-	-
Total Expenditures By Function	1,286,145	-	-	1,286,145	2,970	1,286,145	-
Surplus (Deficit) for Period	-	-	-	-	425,745	-	-
Object Expenditures:							
Regular Salaries	116,900	-	-	116,900	29,225	116,900	-
Other Compensation	-	-	-	-	-	-	-
Related Benefits	44,876	-	-	44,876	11,219	44,876	-
Total Personal Services	161,776	-	-	161,776	40,444	161,776	-
Travel	550	-	-	550	410	550	-
Operating Services	665,962	-	-	665,962	-	665,962	-
Supplies	-	-	-	-	-	-	-
Professional Services	3,000	-	-	3,000	2,550	3,000	-
Other Charges	454,857	-	-	454,857	10	454,857	-
Capital Outlay	-	-	-	-	-	-	-
Library Acquisitions	-	-	-	-	-	-	-
Other & Transfers	-	-	-	-	-	-	-
Total Expenditures By Object	1,286,145	-	-	1,286,145	43,414	1,286,145	-
Surplus (Deficit) for Period	-	-	-	-	385,301	-	-

* BA-7s submitted but not approved
 - (BA-7 description)
 - (BA-7 description)
 - Total

I certify that the above information is true and correct to the best of my knowledge.

HEAD OF AGENCY Joseph F. Marin 10/17/2016
 (Signature) (Date)

LOUISIANA COMMUNITY AND TECHNICAL COLLEGE SYSTEM
UNRESTRICTED OPERATING REVENUE AND EXPENDITURE ANALYSIS
FOR QUARTER ENDED: September 30, 2017
Board of Supervisors

	Original Approved Budget	BA-7's Approved by LCTCS Board but not approved by OPB *	OPB Approved BA-7's	Current Revised Budget	Actual YTD For Quarter Ended 9/30/17	Estimated Fiscal Year Totals as of 6/30/18	Favorable (Unfavorable) Est. Fiscal Year Totals
Means of Financing:							
State General Fund Direct	7,099,163	-	-	7,099,163	2,366,388	7,099,163	-
Due From Board / DOA	-	-	-	-	-	-	-
Statutory Dedications	10,000,000	-	-	10,000,000	-	10,000,000	-
Gifts and Donations	-	-	-	-	-	-	-
Federal Funds	-	-	-	-	-	-	-
Interagency Transfers	-	-	-	-	-	-	-
Self - Generated Revenues	\$0	\$0	\$0	\$0	\$0	\$0	-
TOTAL	17,099,163	-	-	17,099,163	2,366,388	17,099,163	-
Functional Expenditures:							
Instruction	-	-	-	-	-	-	-
Research	-	-	-	-	-	-	-
Public Service	-	-	-	-	-	-	-
Academic Support	2,444,258	-	-	2,444,258	338,040	2,444,258	-
Total RIRA	2,444,258	-	-	2,444,258	338,040	2,444,258	-
Student Services	-	-	-	-	-	-	-
Institutional Support	4,073,676	-	-	4,073,676	563,388	4,073,676	-
Scholarships & Fellowships	-	-	-	-	-	-	-
Total GAGE	4,073,676	-	-	4,073,676	563,388	4,073,676	-
Library	-	-	-	-	-	-	-
Plant Operations/Maintenance	-	-	-	-	-	-	-
Total OP & M	-	-	-	-	-	-	-
Debt Service	-	-	-	-	-	-	-
Interagency Transfers	581,229	-	-	581,229	464,618	581,229	-
Revenue/Expenditures	-	-	-	-	-	-	-
Other	10,000,000	-	-	10,000,000	-	10,000,000	-
Total Expenditures By Function	17,099,163	-	-	17,099,163	1,366,047	17,099,163	-
Surplus (Deficit) for Period	-	-	-	-	1,000,341	-	-
Object Expenditures:							
Regular Salaries	2,868,786	-	-	2,868,786	613,384	2,868,786	-
Other Compensation	-	-	-	-	-	-	-
Related Benefits	1,204,890	-	-	1,204,890	257,621	1,204,890	-
Total Personal Services	4,073,676	-	-	4,073,676	871,005	4,073,676	-
Travel	-	-	-	-	-	-	-
Operating Services	-	-	-	-	-	-	-
Supplies	-	-	-	-	-	-	-
Professional Services	-	-	-	-	-	-	-
Other Charges	12,444,258	-	-	12,444,258	30,424	12,444,258	-
Capital Outlay	-	-	-	-	-	-	-
Library Acquisitions	-	-	-	-	-	-	-
Other & Transfers	581,229	-	-	581,229	464,618	581,229	-
Total Expenditures By Object	17,099,163	-	-	17,099,163	1,366,047	17,099,163	-
Surplus (Deficit) for Period	-	-	-	-	1,000,341	-	-

* BA-7s submitted but not approved
- (BA-7 description)
- (BA-7 description)
- Total

I certify that the above information is true and correct to the best of my knowledge.

HEAD OF AGENCY


(Signature)

10/20/2017
(Date)