

LOUISIANA COMMUNITY & TECHNICAL COLLEGE SYSTEM

Changing Lives,
Creating Futures

Monty Sullivan
System President

Officers:
Timothy W. Hardy
Chair

Stephen Toups
First Vice Chair

Helen Bridges Carter
Second Vice Chair

Members:
Tari T. Bradford
Alterman L. "Chip" Jackson
Erika McConduit
Willie L. Mount
Michael J. Murphy
N. J. "Woody" Oge
Joe Potts
Paul Price, Jr.
Stephen C. Smith
Mark D. Spears, Jr.
Craig Spohn
Vincent St. Blanc, III

Student Members:
Zachary Hitt
Darell Richardson

Louisiana
Community
& Technical
College System

265 South Foster Drive
Baton Rouge, LA 70806

Phone: 225-922-2800
Fax: 225-922-1185

www.lctcs.edu

TO: Dr. Monty Sullivan
LCTCS President
THROUGH: Joseph F. Marin
Chief Operations Officer
FROM: Rhonda Madere
Human Resources Manager
SUBJECT: Report on General Personnel Actions as Presented on Summary and Detail for Baton Rouge Community College, Bossier Parish Community College, Central La. Technical Community College, Delgado Community College, L.E. Fletcher Technical Community College, La. Delta Community College, Northshore Technical Community College, Northwest La. Technical College, Nunez Community College, River Parishes Community College, South La. Community College, SOWELA Technical Community College, and Louisiana Community & Technical College System Operations Office

DATE: October 22, 2018

REPORT ON GENERAL PERSONNEL ACTIONS

Recommendation: The staff presents for informational purposes the enclosed personnel actions for the LCTCS colleges and system operations office as referenced above.

Background: For the combined Louisiana Community & Technical College System there are: 12 retirements, 41 resignations; 7 terminations; 17 other cessations of employment; 0 leave of absence; 56 new positions; 355 promotions/changes/salary increases, and 65 replacements. Note: This includes LCTC System Office personnel actions for the FastStart division.

Details on these actions are attached.

Fiscal Impact: Shown on institutional summary and detail.

History of Prior Actions: N/A

Benefits to System: N/A

Approved for Distribution to the Board
Dr. Monty Sullivan, President

Received
APPROVED
slk 11/14/18
LCTCS BOARD OF SUPERVISORS

11-14-18
Date

Louisiana Community and Technical College System

Personnel Summary

November, 2018

	Cessation of Employment				Leave of Absence	Request for LTC Tenure Committee Establishment	New Positions	Promotions/ Changes In Classification, Salary, etc.	Replacements Only
	Retirements	Resignations	Terminations	Other					
Baton Rouge Community College	5	13	1	7	0	0	2	22	14
Bossier Parish Community College	1	2	0	2	0	0	5	80	3
Central La. Technical Community College	1	0	0	1	0	0	1	0	5
Delgado Community College	1	7	0	2	0	0	4	9	5
L. E. Fletcher Technical Community College	0	1	0	0	0	0	1	67	3
Louisiana Delta Community College	0	2	0	1	0	0	6	3	6
Northshore Technical Community College	1	0	0	0	0	0	3	154	3
Northwest La. Technical College	0	4	0	0	0	0	0	2	1
Nunez Community College	1	4	4	1	0	0	9	9	9
River Parishes Community College	0	1	0	0	0	0	5	5	2
South La. Community College	1	1	1	2	0	0	16	1	7
SOWELA Technical Community College	1	3	1	0	0	0	2	2	3
LCTC System Operations	0	3	0	1	0	0	2	1	4
Total LCTCS	12	41	7	17	0	0	56	355	65

NOTE: Bossier Parish Community College, Fletcher Technical Community College and Northshore Technical Community College awarded one-time pay adjustments to employees.



Baton Rouge Community College Summary of Unclassified Personnel Actions November, 2018

	Institution	Date	Name	Salary	Benefits	Total Impact	
Retirements/Resignations/Terminations	BRCC	04/02/2018	Claudette Hymel	(\$56,650 00)	(\$21,243 75)	(\$77,893 75)	
	BRCC	04/20/2018	Susan Gremillion	(\$51,550 00)	(\$19,312 50)	(\$70,812 50)	
	BRCC	04/26/2018	Toni Manogin	(\$125,000 00)	(\$46,875 00)	(\$171,875 00)	
	BRCC	04/29/2018	Tishunda Matthews	(\$72,100 00)	(\$27,037 50)	(\$99,137 50)	
	BRCC	05/04/2018	Robert McCombs	(\$16,066 00)	(\$6,025 50)	(\$22,093 50)	
	BRCC	05/18/2018	Gary Reeves	(\$48,793 01)	(\$18,297 38)	(\$67,090 39)	
	BRCC	05/20/2018	Clarence Elkins	(\$49,665 51)	(\$18,624 57)	(\$68,290 08)	
	BRCC	05/25/2018	Gwendolyn Marks	(\$58,877 23)	(\$22,078 96)	(\$80,956 19)	
	BRCC	06/03/2018	Lanell Craig	(\$51,953 90)	(\$19,482 71)	(\$71,436 61)	
	BRCC	06/03/2018	Mozell Jones	(\$40,000 00)	(\$15,000 00)	(\$55,000 00)	
	BRCC	07/01/2018	Lawrence Bajole	(\$50,264 78)	(\$18,849 29)	(\$69,114 07)	
	BRCC	07/10/2018	Gretta Jenkins	(\$30,000 00)	(\$11,250 00)	(\$41,250 00)	
	BRCC	07/12/2018	Lana Powers	(\$50,000 00)	(\$18,750 00)	(\$68,750 00)	
	BRCC	07/17/2018	Eail Millard	(\$50,349 00)	(\$18,880 88)	(\$69,229 88)	
	BRCC	07/31/2018	Nicole Robert	(\$67,975 00)	(\$32,990 63)	(\$100,965 63)	
	BRCC	08/01/2018	Eric Wilson	(\$56,000 00)	(\$21,000 00)	(\$77,000 00)	
	BRCC	08/03/2018	Dakora Foreman	(\$58,000 00)	(\$21,750 00)	(\$79,750 00)	
	BRCC	08/03/2018	Jasmyrn Clark	(\$30,000 00)	(\$11,250 00)	(\$41,250 00)	
	BRCC	08/12/2018	Charles Freshburgh	(\$139,500 00)	(\$52,312 50)	(\$191,812 50)	
	BRCC	08/12/2018	David Simon	(\$47,802 51)	(\$17,925 94)	(\$65,728 45)	
	BRCC	08/12/2018	Mary Gluston	(\$104,000 00)	(\$39,000 00)	(\$143,000 00)	
	BRCC	09/11/2018	Lisa Jarreau	(\$33,000 00)	(\$12,375 00)	(\$45,375 00)	
	BRCC	09/14/2018	Felicia McGhee	(\$45,897 00)	(\$17,211 38)	(\$63,108 38)	
	BRCC	09/18/2018	Michael Travaos	(\$58,135 50)	(\$21,800 85)	(\$79,936 44)	
	BRCC	09/27/2018	Ava Miles	(\$41,900 00)	(\$15,712 50)	(\$57,612 50)	
	BRCC	10/07/2018	Angela Bruns	(\$67,275 00)	(\$25,228 13)	(\$92,503 13)	
	Retirements/Resignations/Terminations - Total				(\$1,999,268.16)	(\$749,725.69)	(\$2,748,993.75)

New Positions						
	BRCC	4/2/2018	Teresa Jones	\$0 00	\$0 00	\$0 00
	BRCC	04/16/2018	Megan Guerin	\$34,500 00	\$12,937 50	\$47,437 50
New Positions - Total				\$551,486.75	\$206,807.18	\$758,293.93

Promotions/Changes in Classification/Salary Etc.

BRCC	07/01/2018	Mary Stewart	\$600 00	\$225 00	\$825 00
BRCC	06/04/2018	Jayson Purdy	\$0 00	\$0 00	\$0 00
BRCC	07/01/2018	Rebecca Adcock	\$1,200 00	\$450 00	\$1,650 00
BRCC	08/13/2018	Asoka Puthumanni-Sekharan	\$600 00	\$225 00	\$825 00
BRCC	08/13/2018	Barbara Hasek	\$3,662 00	\$1,373 25	\$5,035 25
BRCC	08/13/2018	Cynthia Giachetti	\$41,297 51	\$15,486 57	\$56,784 08
BRCC	08/13/2018	Dan Frost	\$1,200 00	\$450 00	\$1,650 00
BRCC	08/13/2018	Debra Borskey	\$50,671 26	\$19,001 72	\$69,672 98
BRCC	08/13/2018	Derek Cole	\$50,365 53	\$18,887 07	\$69,252 60
BRCC	08/13/2018	James Wurley	\$36,967 73	\$13,862 90	\$50,830 63
BRCC	08/13/2018	Jeremy Cinnman	\$600 00	\$225 00	\$825 00
BRCC	08/13/2018	Joshua Green	\$2,967 73	\$1,112 90	\$4,080 63
BRCC	08/13/2018	Marcella Hackney	\$1,800 00	\$675 00	\$2,475 00
BRCC	08/13/2018	Myungkee Sung	\$600 00	\$225 00	\$825 00
BRCC	08/13/2018	Nina McCune	\$5,480 10	\$2,055 04	\$7,535 14
BRCC	08/13/2018	Nisha Aroskar	\$1,800 00	\$675 00	\$2,475 00
BRCC	08/13/2018	Sandra Stokes	\$1,042 37	\$390 89	\$1,433 26
BRCC	08/13/2018	Tim Laplante	\$600 00	\$225 00	\$825 00
BRCC	10/08/2018	Kenneth Siins	\$0 00	\$0 00	\$0 00
BRCC	10/08/2018	Kent Battiste	\$0 00	\$0 00	\$0 00
BRCC	10/08/2018	Timothy Johnson	\$0 00	\$0 00	\$0 00
BRCC	04/30/2018	Laura Younger	\$123,000 00	\$49,200 00	\$172,200 00

Promotions/Changes in Classification/Salary Etc. - Total	\$244,031.23	\$91,511.72	\$335,542.95
--	--------------	-------------	--------------

Replacements

BRCC	04/09/2018	Sarah Barlow	\$80,000.00	\$32,000.00	\$112,000.00
BRCC	04/30/2018	Dennis Taylor	\$95,000.00	\$31,875.00	\$116,875.00
BRCC	04/30/2018	Laura Younger	\$125,000.00	\$50,000.00	\$175,000.00
BRCC	05/21/2018	Madelyn Smith	\$44,302.00	\$17,720.80	\$62,022.80
BRCC	06/04/2018	Howard Veeder	\$50,000.00	\$20,000.00	\$70,000.00
BRCC	06/04/2018	Troy Bryant	\$66,000.00	\$24,750.00	\$90,750.00
BRCC	07/02/2018	Lucas Gassen	\$55,000.00	\$20,625.00	\$75,625.00
BRCC	08/13/2018	Jemmia Njoku	\$50,588.00	\$19,008.00	\$69,696.00
BRCC	08/13/2018	Rhonda Picou	\$80,000.00	\$30,000.00	\$110,000.00
BRCC	09/10/2018	Donald Green	\$56,000.00	\$21,000.00	\$77,000.00
BRCC	08/13/2018	Elizabeth Jeffery Arceneaux	\$42,435.00	\$16,974.00	\$59,409.00
BRCC	08/20/2018	Cole Connelly	\$39,068.75	\$15,627.60	\$54,697.00
BRCC	09/24/2018	Ashley Weir Matthews	\$43,680.00	\$17,472.00	\$61,152.00
BRCC	09/24/2018	Tim Sirmans	\$40,000.00	\$15,000.00	\$55,000.00
Replacements	- Total		\$532,688.00	\$199,758.00	\$732,446.00



Retirements/Resignations/Terminations

Date Submitted: October 22, 2018

Effective Date	Full Employee Name	Qualifications Degrees Held	Prof. Exp Here	Professional Experience - Total	Rank, Position Title & Department	Months Employed	Salary Rate	State /Federal/ Other Budget	Tenured	Reason For Change
04/02/2018	Claudette Hymel	Bachelor of Science	11.5	30	COMPLIANCE OFFICER, VC for Economic Development	12	\$56,650.00			Retirement
04/20/2018	Susan Gremillion	Master's	8	7	MANAGER-CREATIVE SERVCs, Office of Public Relations	12	\$51,500.00			Resignation
04/26/2018	Toni Manogin	PHD- Increment Key 00	11.8	15	VC-ACAD & STUDENT AFFRS, VC for Academic Affairs Adm	12	\$125,000.00			Transfer Out System
4/29/2018	Tishunda Matthews	Bachelor of Science	9.2	10	BURSAR, Bursar's Office	12	\$72,100.00			Transfer Out System
05/04/2018	Robert McCombs	Bachelor of Science	5.6	28	TECHNICIAN-ASST LAB, Admin (Dean) Sci Tech Engin Math	12	\$16,068.00			Resignation
05/18/2018	Gary Reeves	Master of Art	14.7	19	ASSOCIATE PROFESSOR, Comm&Media-Comm/Journalism-Speech	9	\$48,793.01			Resignation
05/20/2018	Clarence Elkins	PHD	17.7	25	ASSOCIATE PROFESSOR, Math and Sciences-Biology	9	\$49,665.51			Retirement
05/25/2018	Gwendolyn Marks	Master of Education	19.5	22	PROFESSOR, Beh Sci-Ed-Care&Dev Children	12	\$58,877.23			Retirement
06/03/2018	Lanell Craig	Master of Science	6.8	18	ASSISTANT PROFESSOR, Allied Health-Nursing	9	\$51,953.90			Non-Disciplinary
06/03/2018	Mozell Jones	Master of Art	2.5	7	SPECIALIST, Testing and Assessment	12	\$40,000.00			Resignation
07/01/2018	Lawrence Bajioie	High School Diploma	20.1	27	INSTRUCTOR, Mech-Automotive Collision Repair	12	\$50,264.78			Retirement
07/10/2018	Gretta Jenkins	High School Diploma	2.5		COORDINATOR, General Operations&Maintenance Exp	12	\$30,000.00			Transfer Out Campus
07/12/2018	Lana Bowers	Master's of Education	1.8	7	COACH, Softball-women	12	\$50,000.00			Transfer Out System
7/17/2018	Earl Millard	Bachelor of Arts	7.9	39	INSTRUCTOR, Precision Trades-Process Technology	9	\$50,349.00			Resignation
07/31/2018	Nicole Robert	Master of Nursing	12.1	29	DEPARTMENT HEAD, Allied Health-Nursing	12	\$87,975.00			Transfer Out Campus
08/01/2018	Eric Wilson	Educational Leadership	6.8	14	COACH-BASKETBALL-MEN'S, Basketball-men	12	\$56,000.00			Resignation
08/03/2018	Dakora Foreman	Business Admin (No FA)	0.4	10	ACCOUNTANT, Accounting/Finance	12	\$58,000.00			Job Abandonment
08/03/2018	Jasmyrn Clark	Bachelor of Arts	1		COORDINATOR - SGA, Student Government	12	\$30,000.00			Resignation
08/12/2018	David Simon	Master of Art	4	13	INSTRUCTOR, Math and Sciences-Mathematics	9	\$47,802.51			Resignation
08/12/2018	Charles Freeburgh	Bachelor of Science	3.9	43	VICE-CHANCELLOR-ECON DV, VC for Economic Development	12	\$139,500.00			Transfer Out Campus

08/12/2018	May Glosston	Associate's	12	35	DIRECTOR-CHRO-INTERIM, Human Resources	12	\$104,000.00	Resignation
09/1/2018	Lisa Jarreau	Bachelor of Arts	15	27	SPECIALIST, Innovative Learning	12	\$33,000.00	Resignation
09/14/2018	Felicia McChes	Bachelor of Arts	33	21	INSTRUCTOR/CLINICAL CORR, Allied Health-Surgical Technology	12	\$45,897.00	Resignation
09/18/2018	Michael Travasos	Bachelor of Arts	27	30	DEPT CHAIR-CULINARY, Personal and Misc-Culinary Arts	12	\$58,135.59	Retirement
09/27/2018	Ava Miles	Master of Art	11	7	ANALYST-HR OPERATIONS, Human Resources	12	\$41,900.00	Resignation
10/07/2018	Angela Bruns	MBA	101	28	DEPT CHAIR-BUSINESS, Business-Accounting	12	\$67,275.00	Resignation



New Positions

Date Submitted: October 22, 2018

Effective From Date	To Date	Full Employee Name	Professional Experience - Total	Rank, Position Title & Department	Qualifications Degree Held	Months Employed	Recommended Salary	Budget State/ Federal	Semester Teaching Load	Reason for New Position	Appointee Transferring Another State Agency
04/02/2018		Teresa Jones	33	ADMINISTRATOR, VC for Student Affairs (Adm)	Ph.D	12	\$90,640.00	State N/A	N/A	New Position	
04/16/2018		Megan Guenn	6 7	ADVISOR-INTERIM, Student Services - General Expense	Bachelor of Arts	12	\$34,500.00	State N/A	N/A	Emergency Internm Appointment	



Promotions/Changes in Classification/Salary Etc.

Date Submitted: October 22, 2018

Effective From Date	To Date	Full Employee Name	Prof. Exp Here	Prof. Experience - Total	Qualifications Degree Held	From Position	To Position	Months Employed From	Months Employed To	From Salary	To Salary	Budget State/ Federal	Reason For Change	Semester Teaching Load	Chancellor Certifies Satisfactory or above Performance Eval. within previous 12 mos. of Eff. Date
06/04/2018		Jayson Purdy	1.1	20	Bachelor of Arts	PROGRAM MG-ATC INTERIM, Mechanical-Automotive Tech	PROGRAM MG-ATC, Mechanical-Automotive Tech	12	12	\$80,000.00	\$80,000.00	State	Unclassified Hire		Yes
07/01/2018		Mary Stewart	23.8	39	Bachelor of Health Science	Assistant Health-Practical Nursing	ASSOCIATE PROFESSOR, Allied Health-Practical Nursing	12	12	\$69,123.18	\$69,723.18	State	Title Change		Yes
07/01/2018		Rebecca Adcock	7.7	34	DVA	ASSIST PRO/PRG DIR VTEC, Allied H-Veterinary Technician	ASSOCIATE PROFESSOR, Allied H-Veterinary Technician	12	12	\$68,106.11	\$69,306.11	State	Title Change		Yes
08/13/2018		Asoka Puttumanil-Seharran	6.6	12	Ph D	INSTRUCTOR, Math and Sciences-Physics	ASSOCIATE PROFESSOR, Math and Sciences-Physics	9	9	\$47,801.48	\$48,401.48	State	Title Change		Yes
08/13/2018		Barbara Hasek	12	25	Ph.D	ASSOCIATE PROFESSOR, Math and Sciences-Biology	PROFESSOR, Math and Sciences-Biology	9	9	\$53,200.00	\$56,882.00	State	Title Change		Yes
08/13/2018		Cynthia Giachelli	11.2	11	Master of Arts	INSTRUCTOR-ART, Visual/Perf. Arts-Fine Arts	ASSISTANT PROFESSOR, Visual/Perf. Arts-Fine Arts	12	9	\$4,000.00	\$45,297.51	State	Title Change		Yes
08/13/2018		Dan Frost	4	23	Ph.D	ASSISTANT PROFESSOR, Beh Sch-History-History	ASSOCIATE PROFESSOR, Beh Sch-History-History	9	9	\$58,125.60	\$59,325.60	State	Title Change		Yes
08/13/2018		Debra Borsky	19.6	19	MS	ASSOCIATE PROFESSOR, Computer Information Technology	PROFESSOR, Computer Information Technology	12	9	\$2,295.00	\$52,966.26	State	Title Change		Yes
08/13/2018		Derek Cole	8	18	Ph.D	ASSOCIATE PROFESSOR, Main and Sciences-Biology	PROFESSOR, Main and Sciences-Biology	12	9	\$4,590.00	\$54,955.53	State	Title Change		Yes
08/13/2018		James Worley	5	15	Master of Art	INSTRUCTOR, Liberal Arts-English-English	ASSISTANT PROFESSOR, Beh Sch-Humanities	12	9	\$6,000.00	\$42,967.73	State	Title Change		Yes
08/13/2018		Jeremy Chinman	4	9	MBA	INSTRUCTOR, Business Administration	ASSISTANT PROFESSOR, Business-Administration	9	9	\$43,920.23	\$44,520.23	State	Title Change		Yes
08/13/2018		Joshua Green	5.3	6	Master of Science	SPECIALIST, Student Outreach	ASSISTANT PROFESSOR, Math and Sciences-Mathematics	12	9	\$40,000.00	\$42,967.73	State	Title Change		Yes

08/13/2018	Marcella Hackney	18	32	PHD	ASSOCIATE PROFESSOR, Main and Sciences-Biology	PROFESSOR, Main and Sciences-Biology	9	9	\$55,484.28	\$57,284.28	State	Title Change	Yes
08/13/2018	Myungkee Sung	7.6	25	Ph.D	INSTRUCTOR, Main and Sciences-Physics	ASSISTANT PROFESSOR, Main and Sciences-Physics	9	9	\$47,025.23	\$47,525.23	State	Title Change	Yes
08/13/2018	Nina McCune	6.6	23	Doctorate	INSTRUCTOR, Beh Sci-History-History	ASSOCIATE PROFESSOR, Beh Sci-History-History	9	9	\$49,188.00	\$54,568.10	State	Title Change	Yes
08/13/2018	Nisha Avoskar	12.8	22	Ph.D	ASSOCIATE PROFESSOR, Business-Economics	PROFESSOR, Business-Economics	9	9	\$47,335.73	\$49,135.73	State	Title Change	Yes
08/13/2018	Sandra Stokes	21	21	Master of Science	ASSOCIATE PROFESSOR, Main and Sciences-Biology	PROFESSOR, Main and Sciences-Mathematics	12	9	\$60,000.00	\$61,042.37	State	Title Change	Yes
08/13/2018	Trini Laplante	4	25	MBA	INSTRUCTOR, Business-Business Administration	ASSISTANT PROFESSOR, Business-Business Administration	9	9	\$44,697.51	\$45,297.51	State	Title Change	Yes
10/08/2018	Kenneth Sims	8.7	13	Master of Education	ASST DIR - PBI, Student Services - General Expense	COORDINATOR - PBI, Student Services - General Expense	12	12	\$67,500.00	\$67,500.00	Federal	New Position	Yes
10/08/2018	Kent Battiste	1.1	2	Public Administration	COORDINATOR-PBI OUTREAC, Student Services - General Expense	RECRUITER, Recruiting and Enrollment Services	12	12	\$42,000.00	\$42,000.00	Federal	New Position	Yes
10/08/2018	Timothy Johnson	5.7	18	Ph.D	DIR - PBI, Student Services - General Expense	COORDINATOR - PBI, Student Services - General Expense	12	12	\$72,500.00	\$72,500.00	Federal	New Position	Yes
04/30/2018	Laura Younger	20	25	MS	VICE-CHANCELLOR INTERIM, VC for Academic Affairs Adm	VICE-CHANCELLOR, VC for Academic Affairs Adm	12	12	\$123,000.00	\$125,000.00	State	Classified Hire	Yes



Replacements

Date Submitted: October 22, 2018

Effective From Date	To Date	Full Employee Name	Rank, Position Title & Department	Qualifications Degree Held	Months Employed	Recommended Salary	Budget State/Federal	Semester Teaching Load	Previous Employee's Full Name	Reason for Leaving	Date Left	Salary Rate	Person Transfer Other State Agency
04/09/2018		Sarah Barlow	EXEC DIRECTOR-INTERIM,	Ph.D	12	\$80,000.00	State		Teresa Jones	New Position	4/2/2018	\$90,640.00	
04/30/2018		Dennis Taylor	DEAN-STEM INTERIM, Admin (Dean) Sci Tech Engrn Math	Master of Science	12	\$85,000.00	State		Laura Younger	New Position	04/29/2018	\$87,000.00	
04/30/2018		Laura Younger	VICE-CHANCELLOR INTERIM, VC for Academic Affairs Adm	MS	12	\$123,000.00	State		Toni Manogin	Transfer Out System	04/26/2018	\$125,000.00	Transferred to another state agency
05/21/2018		Madelyn Smith	INSTRUCTOR, Allied Health-Veterinary Technician	Associate's	12	\$44,302.00	State		Jenny Fisher	Disciplinary Retirement	12/15/2016	\$44,302.00	
06/04/2018		Howard Veeder	COMPLIANCE OFFICER, VC for Economic Development	Master of Arts	12	\$50,000.00	State		Claudette Hymel	Retirement	04/02/2018	\$56,650.00	
06/04/2018		Troy Bryant	DEPART CHAIR-MATH INTRM, Math and Sciences-Mathematics	Master of Science	12	\$86,000.00	State		Dennis Taylor	Emergency Interim	4/30/2018	\$68,517.00	
07/02/2018		Lucas Gassen	INTERM DIR PLANN & ASSE, Institutional Research	Master of Arts	12	\$55,000.00	State		Rebecca Lovell	Resignation	06/02/2017	\$65,000.00	
08/13/2018		Jemma Njoku	INSTRUCTOR, Allied Health-Nursing	Master of Nursing	9	\$50,688.00	State		Patricia Potter	Audit Correction Resignation, Transfer Out	08/13/2017	\$51,098.00	
08/13/2018		Rhonda Picou	DEPARTMENT HEAD - NURS, Allied Health-Practical Nursing	Master of Nursing	12	\$80,000.00	State		Nicole Robert	Resignation	07/31/2018	\$87,975.00	Transferred to another state agency
09/10/2018		Donald Green	COACH, Basketball-men	M.ED.d	12	\$56,000.00	State		Eric Wilson	Resignation	08/01/2018	\$56,000.00	
08/13/2018		Elizabeth Jeffrey Arceneaux	INSTRUCTOR - INTERIM, Beh Sci-Psychology-Psychology	MS- Psychology	9	\$42,435.00	State		Gary Reeves	Resignation	05/18/2018	\$48,793.01	
08/20/2018		Cole Connelly	INSTRUCTOR - INTERIM, Beh Sci-Humanities	Master of Arts	9	\$39,068.75	State		Emmett Wilder	Retirement	4/34/1	\$47,336.76	
09/24/2018		Ashley Weir Matthews	INSTRUCTOR, Academic Learning Resource-Library	MLIS	12	\$43,680.00	State		Kathryn Seidel	Resignation	3/14/2018	\$54,595.22	
09/24/2018		Tim Sirmans	SPECIALIST, Testing and Assessment	BS-Business Administration	12	\$40,000.00	State		Debra Graham	Resignation	05/13/2017	\$38,000.00	



Bossier Parish Community College
Summary of Unclassified Personnel Actions
November, 2018

	Institution	Date	Name	Salary	Benefits	Total Impact
Retirements/Resignations/ Terminations	BPCC	05/31/2018	Rickey Woodward	\$ (38,850.00)	\$ (14,568.75)	\$ (53,418.75)
	BPCC	08/01/2018	Jonathon Offutt	\$ (35,000.00)	\$ (13,125.00)	\$ (48,125.00)
	BPCC	09/30/2018	Beonica Rutherford	\$ (65,000.00)	\$ (24,375.00)	\$ (89,375.00)
	BPCC	09/30/2018	Robert Marrs	\$ (49,550.00)	\$ (18,581.25)	\$ (68,131.25)
	BPCC	08/05/2018	Jerona Washington	\$ (28,050.00)	\$ (10,518.75)	\$ (38,568.75)
	Retirements/Resignations/Terminations - Total				\$ (216,450.00)	\$ (81,168.75)

	Institution	Date	Name	Salary	Benefits	Total Impact
New Positions	BPCC	10/01/2018	Amy Jones	\$ 48,400.00	\$ 18,150.00	\$ 66,550.00
	BPCC	10/01/2018	Dana Cawthon	\$ 96,600.00	\$ 36,225.00	\$ 132,825.00
	BPCC	10/01/2018	Kymber Wilson	\$ 22,620.00	\$ 8,482.50	\$ 31,102.50
	BPCC	10/01/2018	Payne Mitchell	\$ 47,500.00	\$ 17,812.50	\$ 65,312.50
	BPCC	08/01/2018	Daniel Atkinson	\$ 32,800.00	\$ 12,300.00	\$ 45,100.00
	New Positions - Total				\$ 247,920.00	\$ 92,970.00

	Institution	Date	Name	Salary	Benefits	Total Impact
Promotions/Changes in Classification/Salary Etc.	BPCC	10/01/2018	Christopher Ware	\$ 7,592.00	\$ 2,847.00	\$ 10,439.00
	BPCC	10/01/2018	Torri Smith	\$ 3,878.00	\$ 1,454.25	\$ 5,332.25
	BPCC	08/06/2018	Megan Martin	\$ -	\$ -	\$ -
	BPCC	08/06/2018	Sandra Partain	\$ -	\$ -	\$ -
	BPCC	08/01/2018	Brenda Welch-Nichols	\$ -	\$ -	\$ -
	BPCC	05/21/2018	S Bange	\$ -	\$ -	\$ -
	BPCC	07/01/2018	S Bange	\$ 12,432.92	\$ 4,662.35	\$ 17,095.27
	BPCC	07/01/2018	Adam Hofslund	\$ 7,542.00	\$ 2,828.25	\$ 10,370.25
	BPCC	07/01/2018	Adrian Crawford	\$ 6,244.00	\$ 2,341.50	\$ 8,585.50
	BPCC	07/01/2018	Alexandra Ekstrom	\$ 3,847.00	\$ 1,442.63	\$ 5,289.63
	BPCC	07/01/2018	Charles Glasgow	\$ 228.00	\$ 85.50	\$ 313.50
	BPCC	9/18/2018	Charles Glasgow	\$ -	\$ -	\$ -
	BPCC	07/01/2018	Cheryl Wieser	\$ 3,549.00	\$ 1,330.88	\$ 4,879.88
	BPCC	07/01/2018	Crystal Ashby-Tuggle	\$ 2,952.00	\$ 1,107.00	\$ 4,059.00
	BPCC	07/01/2018	Dradalaus Smith	\$ 7,542.00	\$ 2,828.25	\$ 10,370.25
	BPCC	07/01/2018	Eleanor Joyner	\$ 734.00	\$ 275.25	\$ 1,009.25
	BPCC	07/01/2018	Emily Huntsberger	\$ 2,652.00	\$ 994.50	\$ 3,646.50
	BPCC	07/01/2018	H Williams	\$ 3,339.00	\$ 1,252.13	\$ 4,591.13
	BPCC	07/01/2018	Jonnie Young	\$ 6,803.00	\$ 2,551.13	\$ 9,354.13
	BPCC	07/01/2018	Juanita Venable	\$ 14,403.00	\$ 5,401.13	\$ 19,804.13
BPCC	07/01/2018	Kathy DeWitt	\$ 2,627.00	\$ 985.13	\$ 3,612.13	
BPCC	07/01/2018	Keith Bruce	\$ 1,516.00	\$ 568.50	\$ 2,084.50	

BPCC	07/01/2018	Michelle Triplet	\$ 2,003.00	\$ 751.13	\$ 2,754.13
BPCC	07/01/2018	Penny Carroll-Jeter	\$ 2,681.00	\$ 1,005.38	\$ 3,686.38
BPCC	07/01/2018	Randy Case	\$ 9,879.00	\$ 3,704.63	\$ 13,583.63
BPCC	07/01/2018	Sarah Mazur	\$ 4,695.00	\$ 1,760.63	\$ 6,455.63
BPCC	07/01/2018	Steven Burke	\$ 882.00	\$ 330.75	\$ 1,212.75
BPCC	07/01/2018	Steven Hearon	\$ 19,294.00	\$ 7,235.25	\$ 26,529.25
BPCC	07/01/2018	Susan Stakes	\$ 2,311.00	\$ 866.63	\$ 3,177.63
BPCC	08/13/2018	Alana Lord	\$ 5,449.50	\$ 2,043.56	\$ 7,493.06
BPCC	08/13/2018	Anna Nelson Dickson	\$ 4,018.00	\$ 1,506.75	\$ 5,524.75
BPCC	08/13/2018	Charles Fontenot	\$ 5,278.00	\$ 1,979.25	\$ 7,257.25
BPCC	08/13/2018	Daphnee Grant	\$ 3,015.50	\$ 1,130.81	\$ 4,146.31
BPCC	08/13/2018	Delbert Shorb	\$ 7,188.75	\$ 2,695.78	\$ 9,884.53
BPCC	08/13/2018	Elisabeth Cason	\$ 6,116.50	\$ 2,293.69	\$ 8,410.19
BPCC	08/13/2018	Frances Conley	\$ 3,778.00	\$ 1,416.75	\$ 5,194.75
BPCC	08/13/2018	George Valcho	\$ 7,616.50	\$ 2,856.19	\$ 10,472.69
BPCC	08/13/2018	Gina Rider	\$ 5,510.00	\$ 2,066.00	\$ 7,576.00
BPCC	08/13/2018	Gina Rider	\$ 1,200.00	\$ 450.00	\$ 1,650.00
BPCC	08/13/2018	Horace Spratley	\$ 1,482.25	\$ 555.84	\$ 2,038.09
BPCC	08/13/2018	Jeffrey Lynn	\$ 3,319.50	\$ 1,244.81	\$ 4,564.31
BPCC	08/13/2018	Jennifer Igo	\$ 1,560.00	\$ 585.00	\$ 2,145.00
BPCC	08/13/2018	Jennifer Igo	\$ 1,200.00	\$ 450.00	\$ 1,650.00
BPCC	08/13/2018	Jennifer Lofton	\$ 5,510.00	\$ 2,066.00	\$ 7,576.00
BPCC	08/13/2018	Jennifer Lofton	\$ 1,200.00	\$ 450.00	\$ 1,650.00
BPCC	08/13/2018	Jessica Cobbs	\$ 1,099.00	\$ 412.00	\$ 1,511.00
BPCC	08/13/2018	Jessica Cobbs	\$ 3,000.00	\$ 1,125.00	\$ 4,125.00
BPCC	08/13/2018	John Wagoner	\$ 5,602.75	\$ 2,101.03	\$ 7,703.78
BPCC	08/13/2018	Jonathan Brown	\$ 5,510.00	\$ 2,066.00	\$ 7,576.00
BPCC	08/13/2018	Jonathan Brown	\$ 1,200.00	\$ 450.00	\$ 1,650.00
BPCC	08/13/2018	Jonathan Elmore	\$ 1,552.00	\$ 582.00	\$ 2,134.00
BPCC	08/13/2018	Karen Guerin	\$ 4,018.00	\$ 1,506.75	\$ 5,524.75
BPCC	08/13/2018	Karen Humphrey	\$ 1,200.00	\$ 450.00	\$ 1,650.00
BPCC	08/13/2018	Katherine Bickham	\$ 5,278.00	\$ 1,979.25	\$ 7,257.25
BPCC	08/13/2018	Lamont Lackman	\$ 1,200.00	\$ 450.00	\$ 1,650.00
BPCC	08/13/2018	Laura Jones	\$ 4,010.00	\$ 1,504.00	\$ 5,514.00
BPCC	08/13/2018	Laura Jones	\$ 1,200.00	\$ 450.00	\$ 1,650.00
BPCC	08/13/2018	Lauren Brown	\$ 6,552.00	\$ 2,457.00	\$ 9,009.00
BPCC	08/13/2018	Lauren Brown	\$ 1,200.00	\$ 450.00	\$ 1,650.00
BPCC	08/13/2018	Leonard Osborne	\$ 2,466.00	\$ 924.75	\$ 3,390.75
BPCC	08/13/2018	Lily Thompson	\$ 4,504.50	\$ 1,689.19	\$ 6,193.69
BPCC	08/13/2018	Linda Duncan	\$ 5,510.25	\$ 2,066.34	\$ 7,576.59
BPCC	08/13/2018	Lindsay Small	\$ 1,315.25	\$ 493.22	\$ 1,808.47
BPCC	08/13/2018	Mark Harner	\$ 1,552.00	\$ 582.00	\$ 2,134.00
BPCC	08/13/2018	Melanie Lea	\$ 5,455.00	\$ 2,045.63	\$ 7,500.63
BPCC	08/13/2018	Michael Walker	\$ 4,879.75	\$ 1,829.91	\$ 6,709.66
BPCC	08/13/2018	Michelle Barnickel	\$ 1,315.25	\$ 493.22	\$ 1,808.47
BPCC	08/13/2018	Nathaniel Manning	\$ 7,188.75	\$ 2,695.78	\$ 9,884.53
BPCC	08/13/2018	Rebecca Turbeville	\$ 8,416.50	\$ 3,156.19	\$ 11,572.69
BPCC	08/13/2018	Rhonda Neil	\$ 5,405.50	\$ 2,027.06	\$ 7,432.56
BPCC	08/13/2018	Robert Alexander	\$ 205.00	\$ 76.88	\$ 281.88
BPCC	08/13/2018	Rocky Duplichan	\$ 1,552.00	\$ 582.00	\$ 2,134.00
BPCC	08/13/2018	Sarah Voss	\$ 1,560.00	\$ 585.00	\$ 2,145.00
BPCC	08/13/2018	Sarah Voss	\$ 1,200.00	\$ 450.00	\$ 1,650.00
BPCC	08/13/2018	Sharonda Mikle	\$ 3,000.00	\$ 1,125.00	\$ 4,125.00
BPCC	08/13/2018	Skylar Robey	\$ 1,560.00	\$ 585.00	\$ 2,145.00
BPCC	08/13/2018	Skylar Robey	\$ 1,200.00	\$ 450.00	\$ 1,650.00
BPCC	08/13/2018	Stacey Crawford	\$ 1,363.00	\$ 511.13	\$ 1,874.13
BPCC	08/13/2018	Tony French	\$ 6,552.00	\$ 2,457.00	\$ 9,009.00
BPCC	08/13/2018	Wesley Hinze	\$ 5,030.50	\$ 1,886.44	\$ 6,916.94

Promotions/Changes in Classification/Salary Etc. - Total

\$ 306,921.42 \$ 115,094.98 \$ 422,016.40


Replacements						
	BPCC	08/01/2018	Lee Moore	32,800	12,300	45,100
	BPCC	08/01/2018	Angela Hill	32,800	12,300	45,100
	BPCC	08/27/2018	Rachel Pickett	32,000	12,000	44,000
Replacements	- Total			97,600	36,600	134,200



Retirements/Resignations/Terminations

Date Submitted: October 22, 2018

Effective Date	Full Employee Name	Qualifications Degrees Held	Prof. Exp Here	Professional Experience - Total	Rank, Position Title & Department	Months Employed	Salary Rate	State/Federal/ Other Budget	Tenured	Reason For Change
05/31/2018	Rickey Woodward	MA	11.7	11.7	INSTRUCTOR, Behavioral/ Social Sciences	9	\$38,850.00	State	N	Retirement
08/01/2018	Jonathon Ofutt	MFA	5	8.	INSTRUCTOR, Communications and Performing Arts	9	\$35,000.00	State	N	Resignation
9/30/2018	Beonica Rutherford	BA	3	8.	DIRECTOR - Rapid Resp-Adv Man & Mechatron-2015	12	\$65,000.00	TAACCCCT IV	N	Elimination of Position-Grant
9/30/2018	Robert Marrs	BS	4	31.	ACCOUNTANT - Rapid Resp-Adv Man & Mechatron-2015	12	\$49,550.00	TAACCCCT IV	N	Elimination of Position-Grant
08/05/2018	Jerona Washington	AAS	6.7	8.	RECRUITER, Recruiting	12	\$28,050.00	State	N	Resignation



New Positions

Date Submitted: October 22, 2018

Effective From Date	To Date	Full Employee Name	Professional Experience - Total	Rank, Position Title & Department	Qualifications Degree Held	Months Employed	Recommended Salary	Budget State/Federal/ Other	Semester Teaching Load	Reason for New Position	Appointee Transferring Another State Agency
10/01/2018	6/30/2019	Amy Jones		SBDC Business CONSULTANT, Econ & Workforce Development	BA	12	\$48,400.00	Reimbursed Grant- Small Business Dev Ctr	N/A	Unclassified Hire	Yes
10/01/2018	6/30/2019	Dana Cawthon	15	Regional SBDC DIRECTOR, Econ & Workforce Development	BA	12	\$96,600.00	Reimbursed Grant- Small Business Dev Ctr	N/A	Unclassified Hire	Yes
10/01/2018	6/30/2019	Kymber Wilson	22	SBDC FISCAL ANALYST, Econ & Workforce Development	MBA	12	\$22,620.00	Reimbursed Grant- Small Business Dev Ctr	N/A	Unclassified Hire	Yes
10/01/2018	6/30/2019	Payne Mitchell	2	SBDC Business CONSULTANT, Econ & Workforce Development	BA	12	\$47,500.00	Reimbursed Grant- Small Business Dev Ctr	N/A	Unclassified Hire	Yes
08/01/2018	6/30/2019	Daniel Atkinson	3	ADULT ED INSTRUCTOR, College Transition Prg	BS	10	\$32,800.00	Adult Ed Grant	N/A	Unclassified Hire	Yes
08/01/2018	6/30/2019	Daniel Atkinson	1	ADULT ED INSTRUCTOR, College Transition Prg	BA	10	\$32,800.00	Adult Ed Grant	N/A	Unclassified Hire	No



Promotions/Changes in Classification/Salary Etc.


Date Submitted: October 22, 2018

Effective From Date	To Date	Full Employee Name	Prof. Exp Here	Professional Experience - Total	Qual. Degree Held	From Position	To Position	Months Employed From	Months Employed To	From Salary	To Salary	Budget State/Federal	Reason For Change	Semester Teaching Load	Chancellor Certifies Satisfactory or above Performance Eval. within previous 12 mos. of Eff. Date
10/01/2018	6/30/2019	Christopher Ware	2.5	8	Cert	SPECIALIST, Institutional Effectiveness Initiatives	SPECIALIST, Institutional Effectiveness Initiatives	12	12	\$40,000.00	\$47,592.00	FTTW grant	Adjustment-Comp Plan	N/A	Yes
10/01/2018	6/30/2019	Torri Smith	2.5	19	BS	ASST DIRECTOR, Institutional Effectiveness	ASST DIRECTOR, Institutional Effectiveness Initiatives	12	12	\$44,500.00	\$48,378.00	FTTW grant	Adjustment-Comp Plan	N/A	Yes
08/05/2018	6/30/2019	Megan Martin	5	17	MA-English	Interim DEAN, Technology, Engineering & Mathematics	DEAN, Technology, Engineering & Mathematics	12	12	\$80,000.00	\$80,000.00	State/grant	Uncl Retire-competitively	N/A	Yes
08/05/2018	6/30/2019	Sandra Partain	10	12	MHS	Interim ASSOCIATE VICE CHANCELLOR, Innovative	ASSOCIATE VICE CHANCELLOR, Innovative	12	12	\$105,000.00	\$105,000.00	State	Uncl Retire-competitively	N/A	Yes
08/01/2018	6/30/2019	Brenda Welch-Nichols	0	27	MS	HEAD COACH, Athletics Basketball-women	HEAD COACH, Athletics Basketball-women	12	12	\$48,000.00	\$48,000.00	Auxiliary	Hire Date Change	N/A	N/A
05/21/2018	6/30/2019	S Bange	11.1	12	BS	CHIEF INFO & TECHNOLOGY OFFICER, Computer Services	CHIEF INFO & TECHNOLOGY OFFICER, Computer Services	12	12	\$68,408.08	\$68,408.08	Grant renewal	Additional Duty Increase - payment	N/A	Yes
07/01/2018	6/30/2019	S Bange	11.3	12	BS	CHIEF INFO & TECHNOLOGY OFFICER, Computer Services	CHIEF INFO & TECHNOLOGY OFFICER, Computer Services	12	12	\$68,408.08	\$80,841.00	State	Adjustment-Comp Plan	N/A	Yes
07/01/2018	6/30/2019	Adam Holslund	6.9	12	AAS-Information	TELE/COMP SUPP TECHNICIAN, Computer Services	TELE/COMP SUPP TECHNICIAN, Computer Services	12	12	\$38,000.00	\$45,542.00	State	Adjustment-Comp Plan	N/A	Yes
07/01/2018	6/30/2019	Adrian Crawford	0.8	12	MLIS	INSTRUCTOR, Academic Learning Resource-Library	INSTRUCTOR, Academic Learning Resource-Library	12	12	\$40,000.00	\$46,244.00	State	Adjustment-Comp Plan	N/A	Yes
07/01/2018	6/30/2019	Alexandra Ekstrom	3.5	4	BA	COORDINATOR, Innovative Learning	COORDINATOR, Innovative Learning	12	12	\$40,000.00	\$43,847.00	State	Adjustment-Comp Plan	N/A	Yes
07/01/2018	6/30/2019	Charles Glasgow	0.8	6	N/A	COORDINATOR, Plant Op&Maint-Plant Maint	COORDINATOR, Plant Op&Maint-Plant Maint	12	12	\$40,000.00	\$40,228.00	State	Adjustment-Comp Plan	N/A	Yes
9/18/2018	6/30/2019	Charles Glasgow	0.8	6	N/A	Interim Maintenance COORDINATOR, Plant	Maintenance COORDINATOR, Plant Op&Maint-Plant Maint	12	12	\$40,000.00	\$40,000.00	State	Uncl Retire-competitively	N/A	Yes
7/1/2018	6/30/2019	Cheryl Wieser	15.8	16	Med	COORDINATOR, Testing Center	COORDINATOR, Testing Center	12	12	\$40,000.00	\$43,549.00	State	Adjustment-Comp Plan	N/A	Yes
07/01/2018	6/30/2019	Crystal Ashby-Tuggie	1.7	15	MS	PROPERTY CONTROL/INVENTORY MANAGER, TELE/COMP SUPP	PROPERTY CONTROL/INVENTORY MANAGER, TELE/COMP SUPP	12	12	\$44,400.00	\$47,352.00	State	Adjustment-Comp Plan	N/A	Yes
07/01/2018	6/30/2019	Dradaleus Smith	2.6	8	Cert	TECHNICIAN, Computer	TECHNICIAN, Computer	12	12	\$38,000.00	\$45,542.00	State	Adjustment-Comp Plan	N/A	Yes

07/01/2018	6/30/2019	Eleanor Joyner	12.1		AGS- General Studies	TUTORING CTR ASST MANAGER, Academic Learning Resource-Library	TUTORING CTR ASST MANAGER, Academic Learning Resource-Library	12	12	\$36,192.00	\$36,926.00	State	Adjustment- Comp Plan Implemented	N/A	
07/01/2018	6/30/2019	Emily Hunsberger	3.9	13	MS- Early Childhood Education	PRODUCTION COORDINATOR, Communications and Performing Arts	PRODUCTION COORDINATOR, Communications and Performing Arts	12	12	\$38,000.00	\$40,652.00	State	Adjustment- Comp Plan Implemented	N/A	Yes
07/01/2018	6/30/2019	H Williams	12.9	9	MA	PROJECT COORDINATOR, Communications and Performing Arts	PROJECT COORDINATOR, Communications and Performing Arts	12	12	\$39,000.00	\$42,339.00	State	Adjustment- Comp Plan Implemented	N/A	Yes
07/01/2018	6/30/2019	Jonnie Young	13.8	31	AAS	COORDINATOR, Institutional Research	COORDINATOR, Institutional Research	12	12	\$35,700.00	\$42,503.00	State	Adjustment- Comp Plan Implemented	N/A	Yes
07/01/2018	6/30/2019	Juanita Venable	15.8	14	Cert	SENIOR PROGRAM ANALYST, Computer Services	SENIOR PROGRAM ANALYST, Computer Services	12	12	\$55,000.00	\$69,403.00	State	Adjustment- Comp Plan	N/A	Yes
07/01/2018	6/30/2019	Kathy DeWitt	1.7	19	AS	COORDINATOR, Workforce Deve & Continuing Ed	COORDINATOR, Workforce Deve & Continuing Ed	12	12	\$40,000.00	\$42,627.00	State	Adjustment- Comp Plan	N/A	Yes
07/01/2018	6/30/2019	Keith Bruce	14.5	22	BGS	COORDINATOR, Communications and Performing Arts	COORDINATOR, Communications and Performing Arts	12	12	\$41,000.00	\$42,516.00	State	Adjustment- Comp Plan	N/A	Yes
07/01/2018	6/30/2019	Michelle Triplett	16	25	AD	SPECIALIST, Student Life	SPECIALIST, Student Life	12	12	\$28,917.00	\$30,920.00	State	Adjustment- Comp Plan	N/A	Yes
07/01/2018	6/30/2019	Penny Carroll-Jeter	11.7	18	MS	SPECIALIST, Institutional Research	SPECIALIST, Institutional Research	12	12	\$39,841.00	\$42,522.00	State	Adjustment- Comp Plan	N/A	Yes
07/01/2018	6/30/2019	Randy Case	15.7	16	AAS	SENIOR SYSTEM ANALYST, Computer Services	SENIOR SYSTEM ANALYST, Computer Services	12	12	\$54,401.00	\$64,280.00	State	Adjustment- Comp Plan	N/A	Yes
07/01/2018	6/30/2019	Sarah Mazur	1	17	MLS	INSTRUCTOR, Academic Learning Resource-Library	INSTRUCTOR, Academic Learning Resource-Library	12	12	\$44,000.00	\$48,695.00	State	Adjustment- Comp Plan	N/A	Yes
07/01/2018	6/30/2019	Steven Burke	1.4	6	MS	PROGRAM ANALYST, Computer Services	PROGRAM ANALYST, Computer Services	12	12	\$45,000.00	\$45,882.00	State	Adjustment- Comp Plan	N/A	Yes
07/01/2018	6/30/2019	Steven Hearon	13	3	ASSOC	SYSTEMS ANALYST, Computer Services	SYSTEMS ANALYST, Computer Services	12	12	\$41,841.00	\$61,135.00	State	Adjustment- Comp Plan	N/A	Yes
07/01/2018	6/30/2019	Susan Stakes	8.6	14	AGS- General	COORDINATOR, Innovative Learning	COORDINATOR, Innovative Learning	12	12	\$38,500.00	\$40,811.00	State	Adjustment- Comp Plan	N/A	Yes
08/13/2018	6/30/2019	Alana Lord	1	10	PHD- History	INSTRUCTOR, Behavioral / Social Sciences	INSTRUCTOR, Behavioral / Social Sciences	9	9	\$30,000.00	\$35,449.50	State	Adjustment- Comp Plan	N/A	Yes
08/13/2018	6/30/2019	Anna Nelson Dickson	11.2	6	MA	ASSOCIATE PROFESSOR, Liberal Arts	ASSOCIATE PROFESSOR, Liberal Arts	9	9	\$33,500.00	\$37,518.00	State	Adjustment- Comp Plan	N/A	Yes
08/13/2018	6/30/2019	Charles Fontenoi	7.6	12	MA	ASSISTANT PROFESSOR, Liberal Arts	ASSISTANT PROFESSOR, Liberal Arts	9	9	\$30,800.00	\$36,078.00	State	Adjustment- Comp Plan	N/A	Yes
08/13/2018	6/30/2019	Daphnee Grant	21	10	MBA	PROFESSOR, Business	PROFESSOR, Business	9	9	\$45,812.00	\$48,827.50	State	Adjustment- Comp Plan	N/A	Yes
08/13/2018	6/30/2019	Delbert Short	7.6	28	MA	INSTRUCTOR, Business	INSTRUCTOR, Business	9	9	\$30,000.00	\$37,188.75	State	Adjustment- Comp Plan	N/A	Yes
08/13/2018	6/30/2019	Elisabeth Cason	9.6	10	MBA	ASSISTANT PROFESSOR, Business	ASSISTANT PROFESSOR, Business	9	9	\$32,300.00	\$38,416.50	State	Adjustment- Comp Plan	N/A	Yes
08/13/2018	6/30/2019	Frances Conley	7.6	10	PHD	ASSISTANT PROFESSOR, Liberal Arts	ASSISTANT PROFESSOR, Liberal Arts	9	9	\$32,300.00	\$36,078.00	State	Adjustment- Comp Plan	N/A	Yes
08/13/2018	6/30/2019	George Valcho	6.6	51	MBA	ASSISTANT PROFESSOR, Business	ASSISTANT PROFESSOR, Business	9	9	\$30,800.00	\$38,416.50	State	Adjustment- Comp Plan	N/A	Yes
08/13/2018	6/30/2019	Gina Rider	4	7	MA	INSTRUCTOR, Liberal Arts	INSTRUCTOR, Liberal Arts	9	9	\$30,000.00	\$35,510.25	State	Adjustment- Comp Plan	N/A	Yes
08/13/2018	6/30/2019	Gina Rider	4	5	MA	INSTRUCTOR, Liberal Arts	ASSISTANT PROFESSOR, Liberal Arts	9	9	\$35,510.25	\$36,710.25	State	Promotion-Rank	N/A	Yes
08/13/2018	6/30/2019	Horace Spratley	1.6	5	MS	INSTRUCTOR, Behavioral/ Social Sciences	INSTRUCTOR, Behavioral/ Social Sciences	9	9	\$35,000.00	\$36,482.25	State	Adjustment- Comp Plan	N/A	Yes
08/13/2018	6/30/2019	Jeffrey Lynn	15.6	28	MA	INSTRUCTOR, Behavioral/ Social Sciences	INSTRUCTOR, Behavioral/ Social Sciences	9	9	\$32,130.00	\$35,449.50	State	Adjustment- Comp Plan	N/A	Yes

08/13/2018	6/30/2019	Jennifer Igo	6.6	12	MED	INSTRUCTOR, Technology, Engineering & Mathematics	INSTRUCTOR, Technology, Engineering & Mathematics	9	9	\$35,000.00	\$36,559.50	State	Adjustment-Comp Plan	15	Yes
08/13/2018	6/30/2019	Jennifer Igo	6.6	12	MED	INSTRUCTOR, Technology, Engineering & Mathematics	ASSISTANT PROFESSOR, Technology, Engineering & Mathematics	9	9	\$36,559.50	\$37,759.50	State	Promotion-Rank	15	Yes
08/13/2018	6/30/2019	Jennifer Lofton	4.6	12	MA-English	INSTRUCTOR, Liberal Arts	INSTRUCTOR, Liberal Arts	9	9	\$30,000.00	\$35,510.25	State	Adjustment-Comp Plan	15	Yes
08/13/2018	6/30/2019	Jennifer Lofton	4.6	7	MA-English	INSTRUCTOR, Liberal Arts	ASSISTANT PROFESSOR, Liberal Arts	9	9	\$35,510.25	\$36,710.25	State	Promotion-Rank	15	Yes
08/13/2018	6/30/2019	Jessica Cobbs	13	14	MA-English	ASSOCIATE PROFESSOR, Liberal Arts	PROFESSOR, Liberal Arts	9	9	\$37,518.00	\$40,518.00	State	Promotion-Rank	15	Yes
08/13/2018	6/30/2019	Jessica Cobbs	13	14	MA-English	ASSOCIATE PROFESSOR, Liberal Arts	ASSOCIATE PROFESSOR, Liberal Arts	9	9	\$36,419.00	\$37,518.00	State	Adjustment-Comp Plan	15	Yes
08/13/2018	6/30/2019	John Wagoner	7.2	9	MFA	ASSISTANT PROFESSOR, Liberal Arts	ASSISTANT PROFESSOR, Liberal Arts	9	9	\$30,800.00	\$36,402.75	State	Adjustment-Comp Plan	15	Yes
08/13/2018	6/30/2019	Jonathan Brown	5.6	9	MFA	INSTRUCTOR, Liberal Arts	INSTRUCTOR, Liberal Arts	9	9	\$30,000.00	\$35,510.25	State	Adjustment-Comp Plan	15	Yes
08/13/2018	6/30/2019	Jonathan Brown	5.6	9	MFA	INSTRUCTOR, Liberal Arts	ASSISTANT PROFESSOR, Liberal Arts	9	9	\$35,510.25	\$36,710.25	State	Promotion-Rank	15	Yes
08/13/2018	6/30/2019	Jonathan Eimore	10	13	MBA	INSTRUCTOR, Communications and Performing Arts	INSTRUCTOR, Communications and Performing Arts	9	9	\$35,000.00	\$36,552.00	State	Adjustment-Comp Plan	15	Yes
08/13/2018	6/30/2019	Karen Guerin	10.9	13	MA	ASSOCIATE PROFESSOR, Liberal Arts	ASSOCIATE PROFESSOR, Liberal Arts	9	9	\$33,500.00	\$37,518.00	State	Adjustment-Comp Plan	15	Yes
08/13/2018	6/30/2019	Karen Humphrey	15	32	MSN	INSTRUCTOR, Science, Nursing & Allied Health	ASSISTANT PROFESSOR, Science, Nursing & Allied Health	9	9	\$55,000.00	\$56,200.00	State	Promotion-Rank	15	Yes
08/13/2018	6/30/2019	Katherine Bickham	7	8	MA- Liberal Arts	ASSISTANT PROFESSOR, Liberal Arts	ASSISTANT PROFESSOR, Liberal Arts	9	9	\$30,800.00	\$36,078.00	State	Adjustment-Comp Plan	15	Yes
08/13/2018	6/30/2019	Lamorr Lackman	5.3	23	MS	INSTRUCTOR, Technology, Engineering & Mathematics	ASSISTANT PROFESSOR, Technology, Engineering & Mathematics	9	9	\$50,000.00	\$51,200.00	State	Promotion-Rank	15	Yes
08/13/2018	6/30/2019	Laura Jones	11.7	12	MA	INSTRUCTOR, Liberal Arts	INSTRUCTOR, Liberal Arts	9	9	\$31,500.00	\$35,510.25	State	Adjustment-Comp Plan	15	Yes
08/13/2018	6/30/2019	Laura Jones	11.7	12	MA	INSTRUCTOR, Liberal Arts	ASSISTANT PROFESSOR, Liberal Arts	9	9	\$35,510.25	\$36,710.25	State	Promotion-Rank	15	Yes
08/13/2018	6/30/2019	Lauren Brown	4.2	6	MFA	ASSISTANT PROFESSOR, Communications and Performing Arts	ASSISTANT PROFESSOR, Communications and Performing Arts	9	9	\$30,000.00	\$36,552.00	State	Adjustment-Comp Plan	15	Yes
08/13/2018	6/30/2019	Lauren Brown	4.2	6	MFA	INSTRUCTOR, Liberal Arts	ASSISTANT PROFESSOR, Communications and Performing Arts	9	9	\$36,552.00	\$37,752.00	State	Promotion-Rank	15	Yes
08/13/2018	6/30/2019	Leonard Osborne	21.9	6	MA	ASSOCIATE PROFESSOR, Business	ASSOCIATE PROFESSOR, Business	9	9	\$43,872.00	\$46,338.00	State	Adjustment-Comp Plan	15	Yes
08/13/2018	6/30/2019	Lily Thompson	3	6	MA	INSTRUCTOR, Liberal Arts	INSTRUCTOR, Liberal Arts	9	9	\$30,000.00	\$34,504.50	State	Adjustment-Comp Plan	15	Yes
08/13/2018	6/30/2019	Linda Duncan	4.2	20	MED	INSTRUCTOR, Liberal Arts	INSTRUCTOR, Liberal Arts	9	9	\$30,000.00	\$35,510.25	State	Adjustment-Comp Plan	15	Yes
08/13/2018	6/30/2019	Lindsay Small	7.2	11	MED	ASSISTANT PROFESSOR, Technology, Engineering & Mathematics	ASSISTANT PROFESSOR, Technology, Engineering & Mathematics	9	9	\$35,800.00	\$37,115.25	State	Adjustment-Comp Plan	15	Yes
08/13/2018	6/30/2019	Mark Harner	5.2	12	BA- History	INSTRUCTOR, Technology, Engineering & Mathematics	INSTRUCTOR, Technology, Engineering & Mathematics	9	9	\$35,000.00	\$36,552.00	State	Adjustment-Comp Plan	15	Yes
08/13/2018	6/30/2019	Melanie Lea	9	11	MA	ASSOCIATE PROFESSOR, Communications and Performing Arts	ASSOCIATE PROFESSOR, Communications and Performing Arts	9	9	\$33,500.00	\$38,955.00	State	Adjustment-Comp Plan	15	Yes
08/13/2018	6/30/2019	Michael Walker	7	8	MA- History	ASSISTANT PROFESSOR, Behavioral/ Social Sciences	ASSISTANT PROFESSOR, Behavioral/ Social Sciences	9	9	\$30,800.00	\$35,679.75	State	Adjustment-Comp Plan	15	Yes

08/13/2018	6/30/2019	Michelle Barnickel	9.6		MA	ASSISTANT PROFESSOR, Technology, Engineering & Mathematics	ASSISTANT PROFESSOR, Technology, Engineering & Mathematics	9	9	\$35,800.00	\$37,115.25	State	Adjustment-Comp Plan Implemented	15 Yes
08/13/2018	6/30/2019	Nathaniel Manning	3	10	MS	INSTRUCTOR, Business	INSTRUCTOR, Business	9	9	\$30,000.00	\$37,188.75	State	Adjustment-Comp Plan	15 Yes
08/13/2018	6/30/2019	Rebecca Turbeville	13	20				9	9	\$30,000.00	\$38,416.50	State	Adjustment-Comp Plan	15 Yes
08/13/2018	6/30/2019	Rhonda Neil	3	13	MBA	ASSISTANT PROFESSOR, Business	ASSISTANT PROFESSOR, Business	9	9	\$33,500.00	\$38,905.50	State	Adjustment-Comp Plan	15 Yes
08/13/2018	6/30/2019	Robert Alexander	11.6	20	MBA, MS-Computer Technology	INSTRUCTOR, Technology, Engineering & Mathematics	INSTRUCTOR, Technology, Engineering & Mathematics	9	9	\$38,790.00	\$38,955.00	State	Adjustment-Comp Plan Implemented	15 Yes
08/13/2018	6/30/2019	Rocky Duplichan	7.1	21	MA-Communications	ASSOCIATE PROFESSOR Communications and Performing Arts	ASSOCIATE PROFESSOR Communications and Performing Arts	9	9	\$35,000.00	\$36,552.00	State	Adjustment-Comp Plan Implemented	15 Yes
08/13/2018	6/30/2019	Sarah Voss	6.6	19	MBA, MED	INSTRUCTOR, Technology, Engineering & Mathematics	INSTRUCTOR, Technology, Engineering & Mathematics	9	9	\$35,000.00	\$36,559.50	State	Adjustment-Comp Plan	15 Yes
08/13/2018	6/30/2019	Sarah Voss	6.6	19	MBA, MED	INSTRUCTOR, Technology, Engineering & Mathematics	ASSISTANT PROFESSOR, Technology, Engineering & Mathematics	9	9	\$36,559.50	\$37,759.50	State	Promotion-Rank	15 Yes
08/13/2018	6/30/2019	Sharonda Mkle	13.6	14	MA	ASSOCIATE PROFESSOR, Behavioral/ Social Sciences	PROFESSOR, Behavioral/ Social Sciences	9	9	\$40,701.00	\$43,701.00	State	Promotion-Rank	15 Yes
08/13/2018	6/30/2019	Skyler Robey	4.2	10	MS-	INSTRUCTOR, Technology, Engineering & Mathematics	INSTRUCTOR, Technology, Engineering & Mathematics	9	9	\$35,000.00	\$36,559.50	State	Adjustment-Comp Plan	15 Yes
08/13/2018	6/30/2019	Skyler Robey	4.2	10	MS-	INSTRUCTOR, Technology, Engineering & Mathematics	ASSISTANT PROFESSOR, Technology, Engineering & Mathematics	9	9	\$36,559.50	\$37,759.50	State	Promotion-Rank	15 Yes
08/13/2018	6/30/2019	Stacey Crawford	20.9	22	MBA	ASSISTANT PROFESSOR, Business	ASSISTANT PROFESSOR, Business	9	9	\$48,050.00	\$49,413.00	State	Adjustment-Comp Plan	15 Yes
08/13/2018	6/30/2019	Tony French	6	13	MED	INSTRUCTOR, Behavioral/ Social Sciences	INSTRUCTOR, Behavioral/ Social Sciences	9	9	\$30,000.00	\$36,552.00	State	Adjustment-Comp Plan	15 Yes
08/13/2018	6/30/2019	Wesley Hinz	5.6	13	PHD-	ASSISTANT PROFESSOR Behavioral/ Social Sciences	ASSISTANT PROFESSOR Behavioral/ Social Sciences	9	9	\$30,800.00	\$35,830.50	State	Adjustment-Comp Plan	15 Yes



Replacements

Date Submitted: October 22, 2018

Effective From Date	To Date	Full Employee Name	Rank, Position Title & Department	Qualifications Degree Held	Months Employed	Recommended Salary	Budget State/Federal	Semester Teaching Load	Previous Employee's Full Name	Reason for Leaving	Date Left	Salary Rate	Person Transfer Other State Agency
08/01/2018	6/30/2019	Lee Moore	ADULT ED INSTRUCTOR, College Transition Program	BA	10	\$32,800.00	State	N/A	Leana Stevens	Resignation	06/03/2018	\$30,000.00	No
08/01/2018	6/30/2019	Angela Hill	ADULT ED INSTRUCTOR, College Transition Program	BS	10	\$32,800.00	State	N/A	Rachel Wilson	Promotion	8/5/2018	\$30,000.00	No
08/27/2018	6/30/2019	Rachel Pickett	RECRUITER, Recruiting and Enrollment Services	BA	12	\$32,000.00	State	N/A	Jerona Washington	Resignation	08/03/2018	\$28,050.00	Yes



**Central Louisiana Technical Community College
Summary of Unclassified Personnel Actions
November, 2018**

	Institution	Date	Name	Salary	Benefits	Total Impact
Retirements/Resignations/ Terminations	CENLA	08/22/2018	Ethel Blake	\$ 44,152.37	\$ 16,557.14	\$ 60,709.51
	CENLA	09/08/2018	Thomas Coutee	\$ 67,500.00	\$ 25,312.50	\$ 92,812.50
Retirements/Resignations/Terminations - Total				\$ 111,652.37	\$ 41,869.64	\$ 153,522.01
New Positions	CENLA	10/08/2018	Eliza Draper	\$ 40,000.00	\$ 15,000.00	\$ 55,000.00
New Positions - Total				\$ 40,000.00	\$ 15,000.00	\$ 55,000.00
Replacements	CENLA	08/27/2018	Daenel Vaughn-Tucker	\$ 60,000.00	\$ 22,500.00	\$ 82,500.00
	CENLA	08/27/2018	Karen Woodel	\$ 40,375.00	\$ 15,140.63	\$ 55,515.63
	CENLA	08/27/2018	Yalanda Taylor	\$ 57,000.00	\$ 21,375.00	\$ 78,375.00
	CENLA	09/10/2018	James Hargrove	\$ 38,666.60	\$ 14,499.98	\$ 53,166.58
	CENLA	09/24/2018	Karen Goree	\$ 45,795.45	\$ 17,173.29	\$ 62,968.74
Replacements - Total				\$ 241,837.05	\$ 90,688.90	\$ 332,525.95
Changes						
Replacements - Total						



Retirements/Resignations/Terminations

Date Submitted: October 22, 2018

Effective Date	Full Employee Name	Qualifications Degrees Held	Prof. Exp Here	Professional Experience - Total	Rank, Position Title & Department	Months Employed	Salary Rate	State/Federal/ Other Budget	Tenured	Reason For Change
08/22/2018	Ethel Blake	MED	1.1	20	INSTRUCTOR, Adult Basic Education	12	\$44,152.37	Grant	No	Retirement
09/08/2018	Thomas Coulee	AAS	1	8.6	COORDINATOR, Precision Trades- Welding	12	\$67,500.00	Grant	No	Death



New Positions

Date Submitted: October 22, 2018

Effective From Date	To Date	Full Employee Name	Professional Experience - Total	Rank, Position Title & Department	Qualifications Degree Held	Months Employed	Recommended Salary	Budget State/ Federal	Semester Teaching Load	Reason for New Position	Appointee Transferring Another State Agency
10/09/2018		Eliza Draper	10.2	SPECIALIST, Advising, Retention & Counseling	BS	12	\$40,000.00	Grant	N/A	Unclassified Hire	No



Replacements

Date Submitted: October 22, 2018

Effective From Date	To Date	Full Employee Name	Rank, Position Title & Department	Qual. Degree Held	Months Employed	Recommended Salary	Budget State/ Federal	Semester Teaching Load	Previous Employee's Full Name	Reason for Leaving	Date Left	Salary Rate	Person Transfer Other State Agency
06/27/2018		Daenei Vaughn-Tucker	DIRECTOR OF LIBRARY SER. Admin (Dean) Library Services	MS	12	\$ 60,000.00	State	N/A	Jill Bytner	Resignation	04/27/2018	\$62,500.00	No
06/27/2018		Karen Woodel	ACCOUNTING COORDINATOR, Accounting/Finance	AAS	12	\$ 40,375.00	State	N/A	Jennifer Van Mo	Resignation	05/04/2018	\$45,000.00	No
08/27/2018		Yalanda Taylor	MANAGER, Human Resources	MSHRM	12	\$ 57,000.00	State	N/A	Magan Solieau	TXF	6/17/2018	\$57,665.80	Yes
09/10/2018		James Hargrove	INSTRUCTOR, Precision Trades	AWS-CWI	9	\$ 43,500.00	Grant	N/A	George Jones	Resignation	8/1/2018	\$ 44,260.07	Yes
09/24/2018		Karen Goree	BURSAR, Bursar's Office	AWS-CWI	12	\$ 45,795.45	State	N/A	Kristy Lowe	TXF	6/17/2018	\$ 46,558.22	Yes



Delgado Community College
Summary of Unclassified Personnel Actions
November, 2018

	Institution	Date	Name	Salary	Benefits	Total Impact
Retirements/Resignations/Terminations	DCC	08/27/2018	Dionne Nichols	\$ (61,000.00)	\$ (22,875.00)	\$ (83,875.00)
	DCC	08/27/2018	Irma Beltram	\$ (40,800.00)	\$ (15,300.00)	\$ (56,100.00)
	DCC	08/27/2018	Titus Johnson	\$ (35,700.00)	\$ (13,387.50)	\$ (49,087.50)
	DCC	08/28/2018	Debra Ducote	\$ (73,166.03)	\$ (27,437.27)	\$ (100,603.30)
	DCC	09/07/2018	Everett Jones	\$ (48,307.20)	\$ (18,115.20)	\$ (66,422.40)
	DCC	9/12/2018	Joan Davis	\$ (185,000.00)	\$ (69,375.00)	\$ (254,375.00)
	DCC	09/30/2018	Cherie Taylor	\$ (40,800.00)	\$ (15,300.00)	\$ (56,100.00)
	DCC	9/23/2018	Matthew Francis	\$ (35,000.00)	\$ (13,125.00)	\$ (48,125.00)
	DCC	8/26/2018	Peter J Fos	\$ (134,400.00)	\$ (50,400.00)	\$ (184,800.00)
DCC	10/07/2018	Tanya King	\$ (40,000.00)	\$ (15,000.00)	\$ (55,000.00)	
Retirements/Resignations/Terminations - Total				\$ 694,173.23	\$ 260,314.97	\$ 954,488.20

New Positions	DCC	08/27/2018	Ashley Decoux	\$ 34,000.00	\$ 12,750.00	\$ 46,750.00
	DCC	09/10/2018	Raphael-Rufino Mariano	\$ 45,000.00	\$ 16,875.00	\$ 61,875.00
	DCC	09/24/2018	Kristie McGough Hartin	\$ 35,833.30	\$ 13,437.49	\$ 49,270.79
	DCC	09/24/2018	Linda Hueschen	\$ 35,833.30	\$ 13,437.49	\$ 49,270.79
New Positions - Total				\$ 150,666.60	\$ 56,499.98	\$ 207,166.58

Promotions/Changes in Classification/Salary Etc.	DCC	08/21/2018	Myra Corrello	\$ 1,540.00	\$ 577.50	\$ 2,117.50
	DCC	08/29/2018	Abu Sarwar	\$ 11,141.76	\$ 4,178.16	\$ 15,319.92
	DCC	09/24/2018	Awaionica Smith	\$ 4,300.10	\$ 1,612.54	\$ 5,912.64
	DCC	09/24/2018	Erien Watson	\$ 3,300.00	\$ 1,237.50	\$ 4,537.50
	DCC	09/24/2018	Tanya Sordelet	\$ 3,908.50	\$ 1,465.69	\$ 5,374.19
	DCC	10/01/2018	Carol Lewis	\$ 9,000.00	\$ 3,375.00	\$ 12,375.00
	DCC	10/01/2018	Joan Wade	\$ 630.00	\$ 236.25	\$ 866.25
	DCC	9/24/2018	Jeffery Smith	\$ 9,016.10	\$ 3,381.04	\$ 12,397.14
	DCC	8/13/2018	Vance Roux	\$ (18,285.32)	\$ (6,527.86)	\$ (24,813.18)
Promotions/Changes in Classification/Salary Etc. - Total				\$ 24,551.14	\$ 9,535.82	\$ 34,086.96

Replacements	DCC	09/04/2018	Patrice Williams-Smith	\$ 78,540.00	\$ 29,452.50	\$ 107,992.50
	DCC	09/17/2018	Anthony Smith	\$ 40,800.00	\$ 15,300.00	\$ 56,100.00
	DCC	09/24/2018	Tiffany Smith	\$ 33,600.00	\$ 12,600.00	\$ 46,200.00
	DCC	10/08/2018	Larry Rivarde	\$ 52,500.00	\$ 19,687.50	\$ 72,187.50
	DCC	10/08/2018	Nea Lewis	\$ 35,000.00	\$ 13,125.00	\$ 48,125.00
Replacements - Total				\$ 240,440.00	\$ 90,165.00	\$ 330,605.00



Retirements/Resignations/Terminations

Date Submitted: October 18, 2018

Effective Date	Full Employee Name	Qualifications Degrees Held	Prof. Exp Here	Professional Experience - Total	Rank, Position Title & Department	Months Employed	Salary Rate	State/Federal/ Other Budget	Tenured	Reason For Change
08/27/2018	Dionne Nichols	Ph.D Ed	3.6	20.6	DIRECTOR, Day Care Center	12	(\$61,000.00)	State	No	Resignation
08/27/2018	Irma Beltram	AA	3.1	21.1	ASST TO REGISTER, Registrar's Office	12	(\$40,800.00)	State	No	Resignation
08/27/2018	Titus Johnson	BA	7.1	11	ADVISOR, Grant - General	12	(\$35,700.00)	State	No	Resignation
08/28/2018	Debra Ducole	BS	13	36	ASSO PROFESSOR COORD, Allied Health-Practical Nursing	12	(\$73,166.03)	State	No	Retirement
09/07/2018	Everett Jones	BA	7.8	8	ADVISOR, VC for Student Affairs (Adm)	12	(\$48,307.20)	State	No	Resignation
09/30/2018	Cherre Taylor	BA	3.1	3.1	SPECIALIST, Grant - General	12	(\$40,800.00)	Grant	No	Elimination of Position
9/1/2018	Joan Davis	JD	4	4	CHANCELLOR, Chancellor's Office	12	(\$185,000.00)	State	No	Transfer within system
9/23/2018	Matthew Francis	MPA	1	5	COUNSELOR, Student Affair/Answer Center	12	(\$35,000.00)	State	No	Resignation
8/26/2018	Peter J Fos	PhD DDS	1	20	INTERIM VC Academic Affairs	12	(\$134,400.00)	State	No	Resignation
10/07/2018	Tanya King	MPA	0.2	10	-INSTRUCTOR, Allied H-Medical Laboratory Tech	9	(\$40,000.00)	State	No	Resignation



New Positions

Date Submitted: October 18, 2018

Effective From Date	To Date	Full Employee Name	Professional Experience - Total	Rank, Position Title & Department	Qualifications Degree Held	Months Employed	Recommended Salary	Budget State/ Federal	Semester Teaching Load	Reason for New Position	Appointee Transferring Another State Agency
08/27/2018		Ashley Decoux	2	INSTRUCTOR, Math and Sciences- Biology PHD		9	\$34,000.00	State	Full	Unclassified Hire	N/A
09/10/2018		Raphael-Ruffino Mariano	4	RESEARCH ASSOCIATE, Grant - General MA		12	\$45,000.00	Grant	Full	Unclassified Hire	N/A
09/24/2018		Kristie McGough Hartin	10	INSTRUCTOR, Allied Health-Practical Nursing AAS		9	\$35,833.30	State	Full	Unclassified Hire	N/A
09/24/2018		Linda Hueschen	6	INSTRUCTOR, Allied Health-Nursing AAS		12	\$35,833.30	State	Full	Unclassified Hire	N/A



Promotions/Changes in Classification/Salary Etc.

Date Submitted: October 18, 2018

Effective From Date	Full Employee Name	Prof. Exp Here	Professional Experience - Total	Qualifications - Degree Held	From Position	To Position	Months Employed From	Months Employed To	From Salary	To Salary	Budget State/Federal	Reason For Change	Semester Teaching Load	Chancellor Certifies Satisfactory or above Performance Eval. within previous 12 mos. of Eff. Date
08/21/2018	Myra Corrallo	2.3			Interim DIRECTOR, Workforce Development	DIRECTOR, Workforce Development	12	12	\$77,000.00	\$78,540.00	Grant	Interim to Permanent N/A	N/A	N/A
08/29/2018	Abu Sarwar	0.5	33	PhD	DEAN, Admin (Dean) Sci and Math	VICE-CHANCELLOR INTERIM, Academic Affairs	12	12	\$111,417.80	\$122,559.36	State	Interim VC	N/A	N/A
09/24/2018	Awatonica Smith	5.1	34	PhD	COUNSELOR, Student Affairs Answer Center	COORDINATOR, Student Affairs Answer Center	12	12	\$35,699.90	\$40,000.00	State	Promotion	N/A	N/A
09/24/2018	Eren Watson	3.6	4	MBA	ADVISOR, Advising, Retention & Counseling	COORDINATOR, Advising, Retention & Counseling	12	12	\$36,700.00	\$40,000.00	State	Advancement	N/A	N/A
09/24/2018	Tanya Sordalel	15.3	3	MA	INSTRUCTOR of GNA, Allied Health-Practical Nursing	INSTRUCTOR of PN, Allied Health-Practical Nursing	9	9	\$39,091.50	\$43,000.00	State	CAN to PN Teacher	N/A	N/A
10/01/2018	Carol Lewis	2.1	22	MAS	DIRECTOR INTERIM, Day Care Center	DIRECTOR, Day Care Center	12	12	\$52,000.00	\$81,000.00	State	Interim to Permanent	N/A	N/A
10/01/2018	Joan Wlade	2.9	20	MA	PROJECT COORDINATOR Grant - General	MANAGER, Grant - General	12	12	\$44,370.00	\$45,000.00	State	Promoted to Manager	N/A	N/A
9/24/2018	Jeffery Smith	27.	14	BA	PROFESSOR, Science and Mathematics	DEAN, Science and Mathematics	9	12	\$90,150.00	\$99,166.10	State	Promoted to Dean	N/A	N/A
8/13/2018	Vance Raux	25.	37	PHD	DIRECTOR/PROFESSOR, BUS/TECH/CULINARY	PROFESSOR, BUS/TECH/CULINARY	12	9	\$80,234.00	\$61,948.68	State	Reclass if Director to Professor	N/A	N/A
			34	BS							State		N/A	N/A



Replacements

Date Submitted: October 18, 2018

Effective From Date	To Date	Full Employee Name	Rank, Position Title & Department	Qualifications Degree Held	Months Employed	Recommended Salary	Budget State/Federal	Semester Teaching Load	Previous Employee's Full Name	Reason for Leaving	Date Left	Salary Rate	Person Transfer Other State Agency
09/04/2018		Patrice Williams-Smith	DIRECTOR, Workforce Development BS		12	\$78,540.00	Grants	N/A	Kassi Durcan	Resignation	10/24/2016	\$77,000.00	NA
09/17/2018		Anthony Smith	ANALYST, IT User Desktop Support Services BS		12	\$40,800.00	State	N/A	Edward Blahm	Resignation	11/22/2015	\$42,719.30	NA
09/24/2018		Tiffany Smith	SPECIALIST, Advising, Retention & Counseling BS		12	\$33,600.00	State	N/A	Ashlei Tyson	Resignation	08/12/2018	\$33,600.00	NA
10/09/2018		Larry Rivarde	ANALYST, IT User Desktop Support Services BA		12	\$52,500.00	State	N/A	Paul Caballero	Resignation	07/03/2018	\$52,500.00	NA
10/09/2018		Nea Lewis	COUNSELOR, Student Affairs Answer Center MA		12	\$35,000.00	State	N/A	Megan Trantor	Resignation	08/12/2018	\$35,000.00	NA



**Fletcher Technical Community College
Summary of Unclassified Personnel Actions
November, 2018**

	Institution	Date	Name	Salary	Benefits	Total Impact
Retirements/Resignations/Terminations	FTCC	8/17/2018	Christina Bonvillian	-34,200	12,825	47,025
Retirements/Resignations/Terminations - Total				-34,200	-12,825	-47,025
New Positions	FTCC	08/27/2018	Sarina Lirette	33,000	12,375	45,375
New Positions - Total				33,000	12,375	45,375
Promotions/Changes in Classification/Salary Etc.	FTCC	8/13/2018	See Attached	92,754	34,783	127,537
Promotions/Changes in Classification/Salary Etc. - Total				92,754	34,783	127,537
Replacements	FTCC	09/10/2018	Jazmin Carter	30,000	11,250	41,250
	FTCC	10/15/2018	Maria Campbell	75,000	28,125	103,125
	FTCC	10/01/2018	Cheryl Thomas	34,200	12,825	47,025
Replacements - Total				139,200	52,200	191,400



Retirements/Resignations/Terminations

Date Submitted: October 22, 2018

Effective Date	Full Employee Name	Qualifications Degrees Held	Prof. Exp Here	Professional Experience - Total	Rank, Position Title & Department	Months Employed	Salary Rate	State/Federal/ Other Budget	Tenured	Reason For Change
8/17/2018	Christina Borvillian	B.S. Kinesiology	5 Months	5 Months	COUNSELOR, Recruiting and Enrollment Services	12	\$34,200.00	State	No	Resignation



New Positions

Date Submitted: October 22, 2018

Effective From Date	To Date	Full Employee Name	Professional Experience - Total	Rank, Position Title & Department	Qualifications Degree Held	Months Employed	Recommended Salary	Budget State/ Federal	Semester Teaching Load	Reason for New Position	Appointee Transferring Another State Agency
08/27/2018		Sarina Lirette	0	TESTING COORDINATOR, Advising, Retention & Counseling	Masters in Business Administration	12	\$33,000.00	State	N/A	New Position	N/A



Promotions/Changes in Classification/Salary Etc.

Date Submitted: October 22, 2018

Effective From Date	To Date	Full Employee Name	Prof. Exp Here	Professional Experience - Total	Qualifications Degree Held	From Position	To Position	Months Employed From	Months Employed To	From Salary	To Salary	Budget State/Federal	Reason For Change	Semester Teaching Load	Chancellor Certifies Satisfactory or above Performance Eval. within previous 12 mos. of Eff. Date
8/13/2018		See Attached Spreadsheet													



Equity Pay Increases FY19

<u>Employee Name</u>	<u>Department</u>	<u>Current Salary</u>	<u>New Salary</u>
Adams, Allison	Nursing Assistant Professor	\$ 45,791.88	\$ 47,186.68
Arcemont, Summerrae	Academic Affairs	\$ 35,000.00	\$ 36,400.00
Arnold, Ann	Nursing Instructor	\$ 47,736.00	\$ 49,179.40
Aucoin, Alisha	Cardiopulmonary Instructor/Clinical Director	\$ 40,000.00	\$ 41,250.00
Authement, Terry	Math Instructor	\$ 41,204.94	\$ 42,485.06
Baron, Krysta	Enrollment	\$ 40,000.00	\$ 42,200.00
Bergeron, Nicolette	Academic Affairs	\$ 30,000.00	\$ 31,400.00
Bertholet, Brianna	Enrollment	\$ 32,000.00	\$ 34,200.00
Blanchard, Cory	Arts Instructor	\$ 33,660.00	\$ 35,000.00
Blythe, Alyson	English Assistant Professor	\$ 38,474.40	\$ 39,686.26
Bonvillain, Christina	Enrollment	\$ 32,000.00	\$ 34,200.00
Boyne, Andrew	Finance	\$ 74,900.00	\$ 76,398.00
Callahan, Lynette	Business Instructor	\$ 37,740.00	\$ 38,933.50
Callais, Tony	Welding Associate Master Instructor	\$ 49,334.17	\$ 50,817.52
Carmichael, Tracy	Accounting Instructor	\$ 41,583.36	\$ 42,872.94
Chaisson, Ginny	English Lecturer	\$ 25,860.00	\$ 32,000.00
Champagne, Errol	Cardiopulmonary Assistant Professor/Program Director	\$ 53,186.07	\$ 54,765.73
Champagne, Kelly	Math Lecturer	\$ 31,484.54	\$ 32,521.66
Chiasson, Crystal	Workforce	\$ 39,984.00	\$ 40,177.00
Claville, Will	Biology Instructor	\$ 36,332.40	\$ 37,490.71
Cortez, Carrie	Academic Affairs	\$ 64,974.00	\$ 66,026.00
Cypret, Janie	Nursing Assistant/Phlebotomy Instructor	\$ 44,386.69	\$ 45,746.35
Doiron, Greg	Commercial Vehicle Operations Instructor	\$ 40,611.30	\$ 41,876.58
Domangue, Clint	Machine Tools Instructor	\$ 36,000.00	\$ 37,150.00
Estrada, Donna	Academic Affairs	\$ 72,347.00	\$ 73,793.94
Faucheux, Adam	Biology Instructor	\$ 35,006.40	\$ 36,131.56
Ferreira, Terri	Surgical Tech Instructor	\$ 36,860.00	\$ 38,031.50
Fontana, Charles	History Instructor	\$ 34,750.00	\$ 35,868.75
Frentz, Melissa	Nursing Instructor	\$ 44,000.00	\$ 45,350.00
Gengarely, Angela	WorkReady U Instructor	\$ 35,098.20	\$ 36,225.66
Giroir, Don	Welding Instructor	\$ 46,591.97	\$ 48,006.77
Guerrero, Susan	Business Instructor	\$ 38,189.00	\$ 39,393.73
Guidry, Stacey	Psychology Instructor	\$ 33,915.00	\$ 35,012.88
Guillot, Frannie	Human Resources	\$ 42,716.00	\$ 43,783.90
Hamner, John	Physical Science Instructor	\$ 40,310.40	\$ 41,568.16
Hayes, Ronnie	Diesel Instructor	\$ 31,166.00	\$ 32,195.15
Henderson, Lindsay	Surgical Tech Instructor	\$ 37,671.72	\$ 38,863.51
Lane, Amy	Math Instructor	\$ 34,425.00	\$ 35,535.63
LaRussa, Kelly	English Instructor	\$ 35,955.00	\$ 37,103.88
Le, Bonnie	Music Assistant Professor	\$ 38,209.20	\$ 39,414.43
Lee, Steven	Research & Development	\$ 55,263.00	\$ 56,368.26
LeRay, Daphne	Math Instructor	\$ 36,862.80	\$ 38,034.37
Lopez, William	Criminal Justice Assistant Professor	\$ 41,126.40	\$ 42,404.56
Luna, Stacey	Nursing Instructor	\$ 35,000.00	\$ 36,125.00
Marcel, Gina	Human Resources	\$ 71,222.00	\$ 72,405.00
Marks, Johnny	HVAC Instructor	\$ 34,480.00	\$ 35,592.00
Matherne, Kim	Reading Assistant Professor	\$ 39,066.00	\$ 40,292.65
Melancon, Lauren	Enrollment	\$ 32,000.00	\$ 34,200.00
Mewherter, Thomas	Drafting Instructor	\$ 49,428.79	\$ 50,914.51
Michot, Janet	Accounting	\$ 42,477.00	\$ 43,538.93
Morrison, Melinda	Nursing Instructor	\$ 35,700.00	\$ 36,842.50
Payne, Silas	Technical Education	\$ 70,000.00	\$ 71,400.00
Pellegrin, Denise	Business Instructor	\$ 39,196.42	\$ 40,426.33
Pitre, Dean	Drafting Instructor	\$ 37,032.53	\$ 38,208.34

Prejean, Keith	Assistant Professor- Electric	\$	46,203.34	\$	47,608.42
Prejean, Stacy	Math Instructor	\$	37,128.00	\$	38,306.20
Raffray, David	Electrician Instructor	\$	36,410.00	\$	37,570.25
Randolph, Andre'a	Academic Affairs	\$	30,000.00	\$	31,400.00
Rodrique, Craig	Automotive Instructor	\$	37,731.66	\$	38,924.95
Rogers, John	English Instructor	\$	36,500.00	\$	37,662.50
Swanson, Matthew	Finance & Administration	\$	102,000.00	\$	104,040.00
Toups, Caitlin	Student Affairs	\$	35,700.00	\$	37,027.00
Verdin, Regina	Academic Affairs	\$	107,000.00	\$	109,140.00
Vo, TuyetNhu	Math Instructor	\$	35,802.00	\$	36,947.05
Votaw, Michelle	E Learning Coordinator	\$	42,559.30	\$	43,873.28
Walker, Olivia	Nursing Instructor	\$	44,880.00	\$	46,252.00
Watson, Maureen	Math Instructor	\$	39,249.60	\$	40,480.84



Replacements


Date Submitted: October 22, 2018

Effective From Date	To Date	Full Employee Name	Rank, Position Title & Department	Qualifications Degree Held	Months Employed	Recommended Salary	Budget State/Federal	Semester Teaching Load	Previous Employee's Full Name	Reason for Leaving	Date Left	Salary Rate	Person Transfer Other State Agency
09/10/2018	N/A	Jazmin Carter	COORDINATOR, Advising, Retention & Counseling	BS Chemistry	12	\$30,000.00	State	N/A	Frances Moss	Transfer Out System	08/12/2018	\$30,000.00	Yes
10/15/2018	N/A	Maria Campbell	DEAN, Allied Health-Nursing /SN Adult Health		12	\$75,000.00	State	N/A	Sonia Clarke	Resignation	8/12/2018	\$74,450.55	No
10/01/2018	N/A	Chery Thomas	COUNSELOR, Recruiting and Enrollment Services	General Studies	12	\$34,200.00	State	N/A	Christina Bonvillian	Resignation	08/17/2018	\$34,200.00	No



**Louisiana Delta Community College
Summary of Unclassified Personnel Actions
November, 2018**

	Institution	Date	Name	Salary	Benefits	Total Impact
Retirements/Resignations/Terminations	DELTA	08/17/2018	Robbie Jester	(82,400.00)	(30,900.00)	(113,300.00)
	DELTA	08/24/2018	Jacob Ferrell	(37,740.00)	(14,152.50)	(51,892.50)
	DELTA	08/31/2018	Adam Abercrombie	(70,000.00)	(26,250.00)	(96,250.00)
Retirements/Resignations/Terminations - Total				(190,140.00)	(71,302.50)	(261,442.50)
New Positions	DELTA	08/13/2018	Asmita Shrestha	38,500.00	14,437.50	52,937.50
	DELTA	08/13/2018	Chanetrese Ellis	19,200.00	7,200.00	26,400.00
	DELTA	08/13/2018	Gerry Caskey	38,444.44	14,416.67	52,861.11
	DELTA	08/13/2018	Jacob Ferrell	37,740.00	14,152.50	51,892.50
	DELTA	08/13/2018	Shane Sullivan	36,075.00	13,528.13	49,603.13
	DELTA	10/01/2018	Nadja Haynie	35,000.00	13,125.00	48,125.00
New Positions - Total				204,959.44	76,859.79	281,819.23
Promotions/Changes in Classification/Salary Etc.	DELTA	09/03/2018	Gwenn Hall	65,000.00	24,375.00	89,375.00
	DELTA	09/10/2018	Sheila McGowen	60,000.00	22,500.00	82,500.00
	DELTA	09/24/2018	Roman Starns	65,000.00	24,375.00	89,375.00
Promotions/Changes in Classification/Salary Etc. - Total				190,000.00	71,250.00	261,250.00
Replacements	DELTA	08/13/2018	Lucas Mays	35,072.92	13,152.35	48,225.27
	DELTA	08/13/2018	Tomika Speight	34,125.00	12,796.88	46,921.88
	DELTA	08/20/2018	Andrea Ballard	35,000.00	13,125.00	48,125.00
	DELTA	09/10/2018	Brice Jones	64,000.00	24,000.00	88,000.00
	DELTA	09/17/2018	Kelly McAllister	34,410.00	12,903.75	47,313.75
	DELTA	10/09/2018	Stacy Ainsworth	62,500.00	23,437.50	85,937.50
Replacements - Total				265,107.92	99,415.47	364,523.39



Retirements/Resignations/Terminations

Date Submitted: October 15, 2018

Effective Date	Full Employee Name	Qualifications Degrees Held	Prof Exp Here	Professional Experience - Total	Rank, Position Title & Department	Months Employed	Salary Rate	State/Federal/Other Budget	Tenured	Reason For Change
08/17/2018	Robbie Jester	Masters	0.6	24	CONSULTANT, Educational/Workforce Services	12	\$82,400.00	Federal	No	Resignation
08/24/2018	Jacob Ferrell	Technical Diploma	0	5	INSTRUCTOR, Precision Trades-Welding	9	\$37,740.00	State	No	Resignation
08/31/2018	Adam Abercrombie	Bachelors	3.7	27	DIR OF IR/ENROLL MGMT, Admissions Adm.	12	\$70,000.00	State	No	Transfer Out System

New Positions

Date Submitted: October 15, 2018

Effective From Date	To Date	Full Employee Name	Professional Experience - Total	Rank, Position Title & Department	Qualifications Degree Held	Months Employed	Recommended Salary	Budget State/Federal	Semester Teaching Load	Reason for New Position	Appointee Transferring Another State Agency
08/13/2018		Asmita Shrestha	4	INSTRUCTOR, Math and Sciences-Chemistry CHILD CARE CENTER STAFF, Beh Sci-Ed-Care&Dev	Masters	9	\$38,500.00 State		15 credit hours	Unclassified Hire	No
08/13/2018		Chantrrese Ellis	1	Children	Bachelors	12	\$19,200.00 State		n/a	Unclassified Hire	No
08/13/2018		Gerry Caskey	21	INSTRUCTOR, Prec Tds-Industrial Maint Tech	Technical Diploma	9	\$38,444.44 Federal		15 credit hours	Unclassified Hire	No
08/13/2018	09/09/2018	Jacob Ferrell	5	INSTRUCTOR, Precision Trades-Welding	Technical Diploma	9	\$37,740.00 State		15 credit hours	Unclassified Hire	No
08/13/2018		Shane Sullivan	4	INSTRUCTOR, Precision Trades-Welding	Technical Diploma	9	\$36,075.00 State		15 credit hours	Unclassified Hire	No
10/01/2018		Nadja Haynie	4	CTE COORDINATOR, Grant - General	Masters	12	\$35,000.00 Federal		n/a	Unclassified Hire	No



Promotions/Changes in Classification/Salary Etc.

Date Submitted: October 15, 2018

Effective From Date	To Date	Full Employee Name	Prof. Exp Here	Professional Experience - Total	Qualifications Degree Held	From Position	To Position	Months Employed From	Months Employed To	From Salary	To Salary	Budget State/Federal	Semester Teaching Load	Chancellor Certifies Satisfactory or above Performance Eval within previous 12 mos. or EFT Date
09/03/2018		Gwenn Hall	16.3	17	Bachelors	ASST DIRECTOR, Admissions and ADJUNCT FACULTY, Allied Health- Practical Nursing	REGISTRAR, Registrar's Office	12	12	\$47,500.00	\$65,000.00	State	n/a	Yes
09/10/2018		Shella McGowan	1.3	24	Associates	AREA SERVICE MANAGER, Educational/Workforce Services	PN PROGRAM DIRECTOR, Allied Health- Practical Nursing	12	12	\$41,820.00	\$60,000.00	State	n/a	Yes
09/24/2018		Roman Starns	0.7	14	Masters	AREA SERVICE MANAGER, Educational/Workforce Services	AREA SERVICE MANAGER, Educational/Workforce Services	12	12	\$45,240.00	\$65,000.00	Federal	n/a	Yes



Replacements

Date Submitted: October 15, 2018

Effective From Date	To Date	Full Employee Name	Rank, Position Title & Department	Qualifications Degree Held	Months Employed	Recommended Salary	Budget State/Federal	Semester Teaching Load	Previous Employee's Full Name	Reason for Leaving	Date Left	Salary Rate	Person Transfer Other State Agency
08/13/2018	5/20/2018	Lucas Mays	INSTRUCTOR, Precision Trades-Welding	Technical Diploma	9	\$35,072.92 State	State	15 credit hours	Jimmy Smith	Resignation	05/20/2018	\$36,400.00	No
08/13/2018	5/20/2018	Tomika Speight	INSTRUCTOR, Allied Health-Care Technician	Associates	9	\$34,125.00 State	State	15 credit hours	Dexter Sellers	Resignation	05/20/2018	\$40,800.00	No
08/20/2018	3/30/2018	Andrea Ballard	CTE COORDINATOR, Grant - General	Associates	12	\$35,000.00 Federal	Federal	n/a	Tayana Davis	Resignation	03/30/2018	\$35,000.00	No
09/10/2018	5/18/2018	Brice Jones	DIRECTOR OF GRANTS DEV. Office of Grants Development	Doctorate	12	\$64,000.00 State	State	n/a	Ellen Hill	Resignation	08/03/2017	\$88,000.00	No
09/17/2018	5/20/2018	Kelly McAllister	INSTRUCTOR, Allied Health-Practical Nursing	Masters	9	\$34,410.00 State	State	15 credit hours	Poh Lewis	Resignation	05/20/2018	\$38,500.00	No
10/09/2018	8/31/2018	Stacy Ainsworth	DIRECTOR IR AND EFFECT, Institutional Research	Masters	12	\$62,500.00 State	State	n/a	Adam Abercrombie	Transfer Out System	08/31/2018	\$70,000.00	Yes

Louisiana Community and Technical College System
Northshore Technical Community College
Summary of Unclassified Personnel Actions
November, 2018

OPERATING BUDGET

RETIREMENTS/RESIGNATIONS/TERMINATIONS

Date	N A M E	Salary	Benefits	Total Impact
09/12/2018	Keran Moses	(42,146.35)	(15,804.88)	(57,951.23)
Total: 1		(42,146.35)	(15,804.88)	(57,951.23)

LEAVES OF ABSENCE

Date	N A M E	Salary	Benefits	Total Impact
Total: 0				

NEW POSITIONS ONLY

Date	N A M E	Salary	Benefits	Total Impact
08/10/2018	Amanda Brammer Pierce	43,630.24	16,361.34	59,991.58
08/22/2018	Susan Lenoir	47,138.00	17,676.75	64,814.75
09/24/2018	Angelina Carmichael	38,193.00	14,322.38	52,515.38
Total: 3		128,961.24	48,360.47	177,321.71

PROMOTIONS/CHANGES IN CLASSIFICATION, SALARY, ETC.

Date	N A M E	Amt. of Increase	Benefits	Total Impact
	*** See Merit and Salary Study Spreadsheet	432,665.73	162,249.65	594,915.38
	*** See Rank and Promotion Spreadsheet	16,500.00	6,187.50	22,687.50
Total: 154		449,165.73	168,437.15	617,602.88

Date	N A M E	Amt. of Increase	Benefits	Total Impact
Total : 0				

REPLACEMENTS ONLY

Date	N A M E	Salary	Benefits	Total Impact
09/24/2018	Sandra Washington	41,847.00	15,692.63	57,539.63
10/08/2018	Cynthia Chester-Washington	45,872.00	17,202.00	63,074.00
10/08/2018	Risa Kendrick	27,413.69	10,280.13	37,693.82
TOTAL: 3		115,132.69	43,174.76	158,307.45

LOUISIANA COMMUNITY AND TECHNICAL COLLEGE SYSTEM

PERSONNEL CHANGES NEW POSITIONS ONLY

INSTITUTION: Northshore Technical Community College
 DATE SUBMITTED: October 18, 2018

Date Received by LCTCS: October 18, 2018

Effective Dates	From	To	Full Name of Employee	Rank, Position, Title and Department	Qualifications		Months Employed	Recommended Salary Rate	Identify Budget Position Affected		Semester Teaching Load	Reason for New Position	Appointee Transferring Another State Agency		
					Deg Held	Yrs. Exp.			State	Federal/Other			Yes	No	Agency
8/10/18			Amanda Brammer Pierce	Associate Professor, Math & Science Biology	Masters	1.1	9	43,630.24	Yes		Full	To support the growth of the college	No		
8/22/18			Susan Lenoir	Testing Services Coordinator, Adult Basic Education	Masters	20 years	12	47,138.00	Yes - 50%	Yes - 50% (Self Gen.)	N/A	Replacement- Keyaisha Thomas	Yes	LSU	N/A
9/24/18			Angelina Carnichael	9 month Developmental Technical Education	Masters	6 years	9	38,193.00	Yes		Full	To support the growth of the college	No		

**LOUISIANA COMMUNITY AND TECHNICAL COLLEGE SYSTEM
"PROMOTIONS, CHANGES IN CLASSIFICATION, SALARY, ETC."**

INSTITUTION: Northshore Technical Community College

DATE SUBMITTED: October 18, 2018

Date Received by LCTCS: October 18, 2018

Effective Dates	From	To	Employees Name	Qualifications		Rank/Position Title And Department(s)		Months Employed		Salary Rate		Identity Budget		Reason
				Deg Held	Prof Exp. Here	From	To	From	To	From	To	State	Federal/ other (specify)	
8/10/18			Beth Perkins Alford	Masters +30	4.6	Department Head/Math & Science/ Instructor	Department Head/Assistant Professor	9	9	46,428.00	47,428.00	Yes		Rank & Promotion
8/10/18			Tracie Marie Bates	Masters	1.6	Associate Professor, Math and Sciences- Biology	Associate Professor, Math and Sciences- Biology	9	9	43,313.00	44,813.00	Yes		Rank & Promotion
8/10/18			Dawn Brownlow	Bachelors	9.1	Assistant Master Instructor, Business-Office Technology	Assistant Master Instructor, Business-Office Technology	9	9	41,092.04	42,092.04	Yes		Rank & Promotion
8/10/18			Deborah Caranbat	Bachelors	11	Assistant Master Instructor, Allied Health-Nursing Assistant	Assistant Master Instructor, Allied Health-Nursing Assistant	9	9	45,246.70	46,246.70	Yes		Rank & Promotion
8/10/18			Sharon Dickens	Bachelors	17	Assistant Professor, Business-Office Technology	Assistant Professor, Business-Office Technology	9	9	41,092.04	42,092.04	Yes		Rank & Promotion
8/10/18			Amy Pellitteri Fleming	Masters	5.7	Department Head/Assistant Professor, Liberal Arts-English-English	Department Head/Assistant Professor, Liberal Arts- English-English	9	9	41,026.00	42,026.00	Yes		Rank & Promotion
8/10/18			Karolyn P. Harrell	Masters	10.1	Assistant Professor, Criminal Justice	Assistant Professor, Criminal Justice	9	9	40,762.28	41,762.28	Yes		Rank & Promotion
8/10/18			Carolyn Johnson	Masters	16.2	Associate Professor, Developmental Technical Education	Associate Professor Developmental Technical Education	9	9	42,659.89	44,159.89	Yes		Rank & Promotion
8/10/18			Tony Mizell	Associates	20.6	Master Instructor, Precision Trades-Welding	Master Instructor, Precision Trades-Welding	9	9	44,015.84	46,015.84	Yes		Rank & Promotion

8/10/18		Sheila Mumphrey	Associates	12.1		Master Instructor, Allied Health-Patient Care Technician	Master Instructor, Allied Health-Patient Care Technician	12	9	55,050.96	43,288.22	Yes	Moved from 12 mo. to 9 mo. position & Rank & Promotion
8/10/18		Michael Singley	Associates	15.8		Assistant Professor, Mechanical-Diesel Powered Equipment	Assistant Professor/Lead Instructor, Mechanical-Diesel Powered Equipment	9	9	49,146.12	50,146.12	Yes	Rank & Promotion
8/10/18		Telisa Faye Sylvest	Masters	6		Assistant Professor, Developmental Technical Education	Assistant Professor, Developmental Technical Education	9	9	41,477.04	42,477.04	Yes	Rank & Promotion

LOUISIANA COMMUNITY AND TECHNICAL COLLEGE SYSTEM

UNCLASSIFIED

"REPLACEMENTS ONLY"

INSTITUTION: Northshore Technical Community College

DATE SUBMITTED: October, 2018

Date Received by LCTCS: October 18, 2018

Effective Date of Appointment	FROM	TO	Employee's Full Name	Rank, Title, Position and Department	Qualification Deg Exp	Months Employed	Recommended Salary Rate	Identify Position Affected *List all funds affected in group order	State Appr	Federal - self generated (specify)	Semester Teaching Load	Replacing Whom				Person Transfer Other State Agency		
												Previous Employee's Full Name	Reason For Leaving	Date Left	Salary Rate	Yes No	Agency	Salary Received
09/24/2018			Sandra Washington	Counselor, Student Services	Bachelors	17	41,847.00	Yes		N/A	N/A	Lisa Lawson	Resignation	08/12/18	47,174.40	N		
10/08/2018			Cynthia Chester-Washington	Coordinator, Academic Admin	Bachelors	30	45,872.00	Yes		N/A	N/A	Keran Moses	Retirement	09/12/18	42,146.35	N		
10/08/2018			Risa Kendrick	9 month Instructor, Adult Basic Education	Master's	2	27,413.69			WorkReady U	Full	Errick Baldwin	New Position	09/11/16	2,755.26	N		

Northshore Technical Community College
FY 2019 Institutional Merit & Salary Study Increase


Eff Date	EMPL ID	Full Name of Employee	Campus	Position Title	Full Time (FT) or Part Time (PT) or Regular Tour of Duty (PTR)	Identity Budget	Salary as of 9/18	Total Merit Increase %	Total Annual Merit Increase	Salary as of 9/18 Including Merit	Total Salary Study Increase Amount (Implementing in multi-year phases)	FY 19 - 2nd Year Salary Study Increase Amount	2nd Year Annual Salary After Study Increase
9/10/2018	101788972	Alessi, Janet T	Florida Parishes	509040-INSTRUCTOR	FT	110001	44,658.00	3%	\$1,339.74	\$45,997.74	\$45,997.74	\$45,997.74	\$45,997.74
9/10/2018	100707429	Alford, Beth Perkins	Lacombe - CTS	509030-DEPT HEAD/ASSIST PROF	FT	110001	47,428.00	3%	\$1,422.84	\$48,850.84	\$15.16	\$15.16	\$49,006.00
9/10/2018	101428566	Alford, Sarah Runyon	Florida Parishes	509040-INSTRUCTOR	FT	110001	40,048.00	3%	\$1,201.44	\$41,249.44	\$-	\$-	\$41,249.44
9/10/2018	100035824	Baldwin, Erick L	Lacombe	503820-DIRECTOR WORKREADY U	FT	225709	63,298.00	0%	\$-	\$63,298.00	\$5,622.00	\$5,622.00	\$68,920.00
9/10/2018	100039494	Bates, Tracie Marie	Lacombe	509020-ASSOCIATE PROFESSOR	FT	110001	44,813.00	3%	\$1,344.39	\$46,157.39	\$-	\$-	\$46,157.39
9/10/2018	101767694	Bell, Kristen Elizabeth	Lacombe - CTS	509040-INSTRUCTOR	FT	110001	39,141.00	3%	\$1,174.23	\$40,315.23	\$-	\$-	\$40,315.23
9/10/2018	100039490	Berkeley, Kimberly	Lacombe - CTS	509040-INSTRUCTOR	FT	110001	41,227.00	3%	\$1,227.11	\$42,474.11	\$175.89	\$175.89	\$42,650.00
9/10/2018	100038517	Bloom, Edward C	Hammond	504080-IT NETWORK ENGINEER	FT	110001	62,667.00	3%	\$1,880.01	\$64,547.01	\$9,682.99	\$9,682.99	\$74,230.00
9/10/2018	101823048	Blaunt, Erin Elizabeth	Hammond	509040-INSTRUCTOR	FT	110001	37,841.00	0%	\$-	\$37,841.00	\$7,650.25	\$7,650.25	\$45,491.25
9/10/2018	10036141	Bonnart, Jennifer Boos	Lacombe - St. Tammany	509040-INSTRUCTOR	FT	110001	43,200.00	3%	\$1,296.00	\$44,496.00	\$-	\$-	\$44,496.00
9/10/2018	101808781	Bork, Rocky E	Lacombe	509300-PURCHASING SPECIALIST	FT	110001	43,600.00	3%	\$1,308.00	\$44,908.00	\$49.00	\$49.00	\$45,357.00
9/10/2018	100031283	Briscoe, Mickel	Hammond	509040-INSTRUCTOR	FT	110001	39,306.00	3%	\$1,179.18	\$40,485.18	\$864.82	\$864.82	\$41,350.00
9/10/2018	101434170	Brouillette, Chaundell A	Lacombe - CTS	509040-INSTRUCTOR	FT	110001	41,379.50	3%	\$1,241.39	\$42,620.89	\$-	\$-	\$42,620.89
9/10/2018	101082667	Brown, Chleeta D	Lacombe	509020-ACCOUNTANT	FT	110001	54,161.17	3%	\$1,624.84	\$55,786.01	\$55.99	\$55.99	\$55,842.00
9/10/2018	101457996	Brown, James H	Hammond	509040-INSTRUCTOR	FT	110001	40,544.40	3%	\$1,216.33	\$41,760.73	\$-	\$-	\$41,760.73
9/10/2018	100042589	Brown, Owen	Sullivan	509040-INSTRUCTOR	FT	110001	45,360.00	3%	\$1,360.80	\$46,720.80	\$-	\$-	\$46,720.80
9/10/2018	100011362	Brownlow, Dawn	Lacombe - CTS	509030-ASSISTANT MASTER INSTRU	FT	110001	42,092.04	3%	\$1,262.76	\$43,354.80	\$-	\$-	\$43,354.80
9/10/2018	100922524	Call, Katie Patton	Lacombe - St. Tammany	509040-LEAD INSTRUCTOR	FT	110001	45,246.70	3%	\$1,382.81	\$47,476.51	\$-	\$-	\$47,476.51
9/10/2018	100011361	Carroll, Elizabeth L	Lacombe - CTS	509040-INSTRUCTOR	FT	110001	44,285.00	3%	\$1,027.08	\$45,312.08	\$1,556.92	\$1,556.92	\$46,869.00
9/10/2018	101241623	Carmithat, Deborah	Lacombe - St. Tammany	509040-INSTRUCTOR	FT	110001	45,246.70	3%	\$1,357.40	\$46,604.10	\$8,643.00	\$8,643.00	\$55,247.10
9/10/2018	100031208	Carlson, James S	Lacombe	510210-VC STRATEGIC INITIATIVES	FT	110001	110,000.00	0%	\$-	\$110,000.00	\$-	\$-	\$110,000.00
9/10/2018	100092306	Casner, Louis J	Sullivan	509040-INSTRUCTOR	FT	110001	44,416.00	3%	\$1,332.48	\$45,748.48	\$-	\$-	\$45,748.48
9/10/2018	100038346	Chandler, C Kyle	Lacombe - CTS	509040-INSTRUCTOR	FT	110001	36,507.28	3%	\$1,095.92	\$37,603.20	\$590.50	\$590.50	\$38,193.00
9/10/2018	101227366	Charrier, Sharon K	Lacombe	505260-PURCHASING MANAGER	FT	110001	46,565.66	3%	\$1,396.97	\$47,962.63	\$17,755.37	\$17,755.37	\$65,718.00
9/10/2018	100011316	Chavuin, Marc	Lacombe	510210-VICE CHANCELLOR	FT	110001	130,496.58	3%	\$3,914.90	\$134,411.48	\$67,646.52	\$67,646.52	\$202,058.00
9/26/2018	101820732	Chavuin, Mandy	Sullivan	509040-FINAD SYS COORDINATOR	FT	110001	58,858.80	3%	\$1,765.76	\$60,624.56	\$-	\$-	\$60,624.56
9/10/2018	100011420	Conkrem, Mark	Sullivan - RCC	500120-ADMIN ASSOCIATE	FT	110001	30,796.00	3%	\$923.88	\$31,719.88	\$485.12	\$485.12	\$32,205.00
9/10/2018	100039321	Crabtree, Charles Albert	Lacombe - St. Tammany	509020-ASSOCIATE MASTER INST	FT	225320	60,752.64	0%	\$-	\$60,752.64	\$-	\$-	\$60,752.64
9/10/2018	101331478	Crippin, Phoebe Lise	Lacombe - CTS	509040-INSTRUCTOR	FT	110001	58,594.00	3%	\$1,742.98	\$60,336.98	\$-	\$-	\$60,336.98
9/10/2018	101551030	Curry, Stephen N	Florida Parishes	509040-INSTRUCTOR	FT	110001	38,099.44	3%	\$1,142.98	\$39,242.42	\$-	\$-	\$39,242.42
9/10/2018	101790808	Dannis, Jennifer D	Lacombe	509040-LEAD INST/PROG COORD	FT	110001	43,041.00	3%	\$1,291.23	\$44,332.23	\$372.77	\$372.77	\$44,705.00
9/10/2018	100011449	Dickens, Sharon	Lacombe - St. Tammany	509040-INSTRUCTOR	FT	110001	34,357.51	0%	\$-	\$34,357.51	\$6,992.49	\$6,992.49	\$41,350.00
9/10/2018	101770848	Didier, Rebecca Anne	Lacombe - CTS	509030-ASSISTANT PROFESSOR	FT	110001	42,092.04	3%	\$1,262.76	\$43,354.80	\$-	\$-	\$43,354.80
9/10/2018	100011386	Dillman, Joanna D	Lacombe	509380-DIRECTOR OF HUMAN RESOU	FT	110001	33,908.00	3%	\$1,017.24	\$34,925.24	\$574.76	\$574.76	\$35,500.00
9/10/2018	101578309	Donaldson, Natasha Leigh	Lacombe - CTS	509040-INSTRUCTOR	FT	110001	72,964.28	3%	\$2,188.93	\$75,153.21	\$-	\$-	\$75,153.21
9/10/2018	100035528	Dooley, Sharon Crowe	Lacombe	509140-ASSOC PROVOST OF ACAD	FT	110001	86,074.00	3%	\$2,582.22	\$88,656.22	\$-	\$-	\$88,656.22
9/10/2018	101315736	Dumas, Dana Michelle	Lacombe - St. Tammany	509120-ASST DIRECTOR OF ACCT	FT	225708	39,724.44	3%	\$1,191.73	\$40,916.17	\$1,733.83	\$1,733.83	\$42,650.00
9/10/2018	100011400	Dunham, Kenneth	Florida Parishes	509040-INSTRUCTOR	FT	110001	44,416.00	3%	\$1,332.48	\$45,748.48	\$-	\$-	\$45,748.48
9/10/2018	100011397	Durnin, Karyl	Florida Parishes	502810-FIN AID COUN/INSTRUCTOR	FT	110001	41,608.35	3%	\$1,248.25	\$42,856.60	\$-	\$-	\$42,856.60
9/10/2018	100011323	Dukes, Alan	Sullivan	509040-INSTRUCTOR	FT	110001	33,820.00	0%	\$-	\$33,820.00	\$1,680.00	\$1,680.00	\$35,500.00
9/10/2018	100774146	Elgin, Emily Elizabeth	Lacombe - CTS	504890-LEAD INSTRUCTOR	FT	110001	57,652.20	3%	\$1,729.57	\$59,381.77	\$-	\$-	\$59,381.77
9/10/2018	100011450	Estes, Sharon Elaine Wales	Florida Parishes	509140-DEAN CAMP/ONLINE REGIST	FT	110001	74,550.00	3%	\$2,236.50	\$76,786.50	\$-	\$-	\$76,786.50
9/10/2018	101271834	Finch, Kimberly	Lacombe - CTS	509030-DEPT HEAD/ASSIST PROF	FT	110001	42,026.00	3%	\$1,260.78	\$43,286.78	\$-	\$-	\$43,286.78
9/10/2018	100035765	Fleming, Amy Peilitteri	Lacombe	509040-INSTRUCTOR	FT	110001	49,597.96	3%	\$1,487.94	\$51,085.90	\$-	\$-	\$51,085.90
9/10/2018	101636025	Flynn, Veronica Schreck	Lacombe	505410-ADMIN STAFF OFFICER	FT	110001	49,254.00	3%	\$1,477.62	\$50,731.62	\$-	\$-	\$50,731.62
9/10/2018	101494861	Fontenot, Bobbie Louise	Hammond	506110-BUS SOLUTIONS DIR	FT	131502	50,964.43	3%	\$1,528.93	\$52,493.36	\$11,128.64	\$11,128.64	\$63,622.00
9/10/2018	101328989	Foster, June Renee	Sullivan	509040-INSTRUCTOR	FT	110001	41,172.00	0%	\$-	\$41,172.00	\$4,331.25	\$4,331.25	\$45,503.25
9/10/2018	101651334	Frazier, Adronisha T	Lacombe	509040-INSTRUCTOR	FT	110001	38,027.00	3%	\$1,140.81	\$39,167.81	\$452.91	\$452.91	\$39,620.72

9/10/2018	101631526	Froeba, Elizabeth Reneau	Hammond	501020-ASST DIR STUDENT AFFAIR	FT	110001	57,596.11	3%	\$ 1,727.88	\$ 59,323.99	\$ -	\$ -	\$ 59,323.99
9/10/2018	100248258	George, Rhonda	Hammond	509040-INSTRUCTOR	FT	110001	40,452.00	3%	\$ 1,213.56	\$ 41,665.56	\$ 484.44	\$ -	\$ 42,150.00
9/10/2018	100266013	Guldy, Michelle Lynn	Florida Parishes	509630-PART-TIME LIBRARIAN	PT	110001	29,209.69	3%	\$ 876.29	\$ 30,085.98	\$ 760.22	\$ 30,846.20	\$ 41,005.00
9/10/2018	101427221	Haralson, Monica E	Lacombe - St. Tammany	509040-ASST PROFESSOR	FT	211108	34,112.54	3%	\$ 1,023.38	\$ 35,135.92	\$ 5,969.08	\$ 5,969.08	\$ 41,105.00
9/10/2018	100011398	Harrell, Karoly P	Lacombe - CTS	509030-ASST PROFESSOR	FT	110001	41,762.28	3%	\$ 1,252.87	\$ 43,015.15	\$ -	\$ -	\$ 43,015.15
9/10/2018	101453538	Harrington, Patricia Noonan	Sullivan	509040-LEAD INSTRUCTOR	FT	110001	64,319.43	0%	\$ -	\$ 64,319.43	\$ 167.31	\$ 167.31	\$ 64,486.74
9/10/2018	101467863	Harris, Eleanor Maurice	Sullivan - Youthbuild	509040-INSTRUCTOR	FT	211708	39,339.44	3%	\$ 1,180.18	\$ 40,519.62	\$ 85.38	\$ 85.38	\$ 40,605.00
9/10/2018	100011430	Harris, Neal	Sullivan - RCC	509040-INSTRUCTOR	FT	110001	42,673.96	3%	\$ 1,280.22	\$ 43,954.18	\$ -	\$ -	\$ 44,315.54
9/10/2018	100030110	Haydel, Gail	Lacombe	506750- FIN AID SPECIALIST	FT	110001	43,024.80	3%	\$ 1,290.74	\$ 44,315.54	\$ -	\$ -	\$ 44,315.54
9/10/2018	100013132	Hill, Crystal	Lacombe	505410-ADMIN STAFF OFFICER	FT	110001	59,667.00	3%	\$ 1,790.01	\$ 61,457.01	\$ -	\$ -	\$ 61,457.01
9/10/2018	100011390	Hodges, Jeffrey	Florida Parishes	504890-ADMIN STAFF OFFICER	FT	211609	50,518.65	3%	\$ 1,515.56	\$ 52,034.21	\$ 1,355.79	\$ 1,355.79	\$ 53,390.00
9/10/2018	101655654	Hynes, John Harvey	Hammond	509040-INSTRUCTOR	FT	110001	49,382.16	3%	\$ 1,481.46	\$ 50,863.62	\$ 5,169.38	\$ 5,169.38	\$ 56,033.00
9/10/2018	100038764	Jacob, Amanda L	Hammond	509040-INSTRUCTOR	FT	110001	36,873.00	3%	\$ 1,106.19	\$ 37,979.19	\$ 1,641.81	\$ 1,641.81	\$ 39,621.00
9/10/2018	100011344	Jenkins, Deborah A	Hammond	509040-INSTRUCTOR	FT	110001	44,658.00	3%	\$ 1,339.74	\$ 45,997.74	\$ -	\$ -	\$ 45,997.74
9/10/2018	101030393	Jenkins, Carolyn	Hammond	509040-INSTRUCTOR	FT	110001	33,320.00	3%	\$ 1,024.74	\$ 34,344.74	\$ -	\$ -	\$ 34,344.74
9/10/2018	101815094	Karki, Deep Sagar	Lacombe - CTS	509040-INSTRUCTOR	FT	110001	44,159.89	3%	\$ 1,324.80	\$ 45,484.69	\$ -	\$ -	\$ 45,484.69
9/10/2018	101274143	Keller, Margaret Mary	Sullivan	509040-INSTRUCTOR	FT	110001	63,772.00	3%	\$ -	\$ 63,772.00	\$ 1,680.00	\$ 1,680.00	\$ 65,452.00
9/10/2018	100011355	Keys, Danielle Jerene	Sullivan - Youthbuild	505260-PROGRAM DIRECTOR	FT	211708	63,503.88	3%	\$ 1,905.12	\$ 65,409.00	\$ 5,421.00	\$ 5,421.00	\$ 70,830.00
9/10/2018	100011317	Killens, Lisa	Lacombe	500300-BURSAR	FT	110001	39,127.00	3%	\$ 1,173.81	\$ 40,300.81	\$ -	\$ -	\$ 40,300.81
9/10/2018	101331434	Konzeiman, Mark Randall	Florida Parishes	509040-INSTRUCTOR	FT	110001	43,312.80	3%	\$ 1,299.38	\$ 44,612.18	\$ -	\$ -	\$ 44,612.18
9/10/2018	100035816	Kuopper, Julie F	Florida Parishes	509040-INSTRUCTOR	FT	110001	43,206.00	3%	\$ 1,296.18	\$ 44,502.18	\$ -	\$ -	\$ 44,502.18
9/10/2018	100038691	Labat, Nichole Coyer	Lacombe - CTS	510040-FINANCIAL AID DIRECTOR	FT	110001	60,900.00	3%	\$ 1,827.00	\$ 62,727.00	\$ -	\$ -	\$ 62,727.00
9/10/2018	100011340	Laborde, Bridget Bankston	Hammond	509140-DEAN OF CAMPUS ADMINIST	FT	110001	77,112.00	3%	\$ 2,313.36	\$ 79,425.36	\$ -	\$ -	\$ 79,425.36
9/10/2018	100011364	Lambert, Dewayne	Sullivan	509140- ASSO PROV TECH/ DEAN	FT	110001	90,965.00	3%	\$ 2,728.98	\$ 93,694.98	\$ 12,878.02	\$ 12,878.02	\$ 106,573.00
9/10/2018	100011341	Lang, Beth	Sullivan	504890-INSTRUCTOR	FT	110001	58,751.90	3%	\$ 1,762.56	\$ 60,514.46	\$ -	\$ -	\$ 60,514.46
9/10/2018	100011333	Laurant, Daniel	Lacombe - St. Tammany	509040-INSTRUCTOR	FT	110001	36,498.65	3%	\$ 1,094.96	\$ 37,593.61	\$ 4,556.39	\$ 4,556.39	\$ 42,150.00
9/10/2018	100011350	Laverone, April Aylor	Lacombe - CTS	501020-ASSIST DIR Stud Affairs	FT	110001	57,876.91	3%	\$ 1,736.31	\$ 59,613.22	\$ -	\$ -	\$ 59,613.22
9/10/2018	101328196	Leader, Lizette L	Lacombe - CTS	503820-DIR OF CTS/ASST PROF	FT	110001	68,740.00	3%	\$ 2,062.20	\$ 70,802.20	\$ -	\$ -	\$ 70,802.20
9/10/2018	101647747	Lebreron, Richard Leon	Lacombe	500020-ACCOUNTANT	FT	110001	64,366.00	0%	\$ -	\$ 64,366.00	\$ 75.00	\$ 75.00	\$ 64,441.00
9/10/2018	100139121	Lee, Darnora Shunell	Sullivan	506330-REGISTRAR & CTE COORD	FT	110001	51,419.00	3%	\$ 1,632.57	\$ 53,051.57	\$ -	\$ -	\$ 53,051.57
9/10/2018	101422366	Lee, Joycelyn M	Hammond	509040-LEAD INSTRUCTOR	FT	110001	45,927.30	3%	\$ 1,377.82	\$ 47,305.12	\$ -	\$ -	\$ 47,305.12
9/10/2018	100964365	Lendri, Susan Wack	Lacombe	503820-TESTING SER COORDINATOR	FT	110001	47,138.00	0%	\$ -	\$ 47,138.00	\$ -	\$ -	\$ 47,138.00
9/10/2018	100030492	Lloyd, David L	Hammond	509400-INTERIM ELA/CIVICS COOR	FT	110001	63,525.00	3%	\$ 1,905.75	\$ 65,430.75	\$ 3,282.25	\$ 3,282.25	\$ 68,713.00
9/10/2018	100164295	Mays, Randy Paul	Hammond	509040-INSTRUCTOR	FT	110001	35,585.00	3%	\$ 1,067.55	\$ 36,652.55	\$ 240.45	\$ 240.45	\$ 36,893.00
9/10/2018	101803048	McGee, Melodie K	Lacombe	509040-INSTRUCTOR	FT	110001	48,988.80	3%	\$ 1,469.66	\$ 50,458.46	\$ -	\$ -	\$ 50,458.46
9/10/2018	101811016	McHabb, Robert C	Hammond	509040-INSTRUCTOR	FT	110001	70,631.00	0%	\$ -	\$ 70,631.00	\$ -	\$ -	\$ 70,631.00
9/10/2018	101346932	Meier, Adam James	Lacombe - CTS	509040-DIRECTOR OF ACCRAEPORT	FT	110001	36,114.00	3%	\$ 1,083.42	\$ 37,197.42	\$ -	\$ -	\$ 37,197.42
9/10/2018	1013359905	Mizell, Robin W	Hammond	509040-INSTRUCTOR	FT	110001	41,037.77	3%	\$ 1,231.13	\$ 42,268.90	\$ -	\$ -	\$ 42,268.90
9/10/2018	1000243779	Montgomery, Christy Montique	Sullivan	505990-MASTER INSTRUCTOR	FT	110001	46,015.84	3%	\$ 1,380.48	\$ 47,396.32	\$ -	\$ -	\$ 47,396.32
9/10/2018	101027129	Morris, Tammy Carter	Hammond	509590- ASSO PROV OF STUD AFF	FT	110001	45,000.00	0%	\$ -	\$ 45,000.00	\$ 21,707.25	\$ 21,707.25	\$ 66,707.25
9/10/2018	100011403	Moses, Keran	Sullivan - Youthbuild	509400-INTERIM ELA/CIVICS COOR	FT	211258	42,146.35	0%	\$ -	\$ 42,146.35	\$ 3,725.65	\$ 3,725.65	\$ 45,872.00
9/10/2018	100011451	Mumphrey, Shella	Sullivan	505090-MASTER INSTRUCTOR	FT	110001	42,288.22	3%	\$ 1,298.65	\$ 44,586.87	\$ -	\$ -	\$ 44,586.87
9/10/2018	100011404	Ngo, Khien	Lacombe	503820- DIRECTOR OF IT	FT	110001	77,413.61	3%	\$ 2,322.41	\$ 79,736.02	\$ 18,677.98	\$ 18,677.98	\$ 98,414.00
9/10/2018	101772925	Ohlrik, Andrew A	Hammond	509620-ELECTRONIC RES LIBRARY	FT	110001	46,076.24	3%	\$ 1,382.29	\$ 47,458.53	\$ 2,979.47	\$ 2,979.47	\$ 50,438.00
9/10/2018	100011428	O'Ree, Michael	Sullivan - Youthbuild	502810-COUNSELOR	FT	211708	42,718.16	3%	\$ 1,281.54	\$ 43,999.70	\$ 7,919.30	\$ 7,919.30	\$ 51,919.00
9/10/2018	1000024905	Perrin, Kelly J	Lacombe	503820-DIRECTOR OF FACILITIES	FT	110001	67,200.00	3%	\$ 2,016.00	\$ 69,216.00	\$ -	\$ -	\$ 69,216.00
9/10/2018	100011319	Piquot, Lorin	Lacombe	509020-ASSOCIATE PROFESSOR	FT	110001	43,630.24	0%	\$ -	\$ 43,630.24	\$ 3,426.26	\$ 3,426.26	\$ 47,056.50
9/10/2018	101560464	Polk, John R	Sullivan	500440-RECORDS ANALYST	FT	110001	47,626.00	0%	\$ -	\$ 47,626.00	\$ -	\$ -	\$ 47,626.00
9/10/2018	100199791	Powers, Daina Kay	Florida Parishes	509040-INSTRUCTOR	FT	110001	42,899.00	3%	\$ 1,286.97	\$ 44,185.97	\$ -	\$ -	\$ 44,185.97
9/10/2018	100800087	Raki, Said	Lacombe - CTS	509040-LEAD INSTRUCTOR	FT	110001	35,551.00	3%	\$ 1,066.53	\$ 36,617.53	\$ 4,075.47	\$ 4,075.47	\$ 40,693.00
9/10/2018	100741263	Richard, Contessa Amelia	Hammond	509040-INSTRUCTOR	FT	110001	39,140.24	0%	\$ -	\$ 39,140.24	\$ 1,820.26	\$ 1,820.26	\$ 40,960.50
9/10/2018	101761648	Richie, Cary Neil	Hammond	509040-INSTRUCTOR	FT	110001	40,049.48	3%	\$ 1,201.48	\$ 41,250.96	\$ 839.72	\$ 839.72	\$ 42,090.68
9/10/2018	1000030108	Roberts, Daniel	Lacombe	509040-INSTRUCTOR	FT	110001	40,452.00	3%	\$ 1,213.56	\$ 41,665.56	\$ 484.44	\$ 484.44	\$ 42,150.00
9/10/2018	101564921	Rodosta, Sherry L	Hammond	510210-VICE-CHANCELLOR	FT	110001	116,306.96	3%	\$ 3,489.21	\$ 119,796.17	\$ 38,342.83	\$ 38,342.83	\$ 158,139.00
9/10/2018	101649490	Romito, A Scott	Lacombe - CTS	509040-INSTRUCTOR	FT	110001	44,350.00	3%	\$ 1,330.50	\$ 45,680.50	\$ -	\$ -	\$ 45,680.50
9/10/2018	101649490	Ryan, Emma Michelle	Hammond	500120-ADMIN ASSOCIATE	FT	110001	40,156.80	3%	\$ 1,204.70	\$ 41,361.50	\$ -	\$ -	\$ 41,361.50
9/10/2018	100195076	Salmom, Lynette Lee	Hammond	509040-INSTRUCTOR	FT	110001	32,697.60	3%	\$ 980.93	\$ 33,678.53	\$ 561.47	\$ 561.47	\$ 34,240.00
9/10/2018	100166755	Savoie, Randy John	Lacombe	504890-LEAD INSTRUCTOR	FT	225371	58,008.00	0%	\$ -	\$ 58,008.00	\$ 2,725.00	\$ 2,725.00	\$ 60,733.00

Full Name of Employee	Campus	Position Title	Rank And Promotion Adjustment
Alford, Beth Perkins	Lacombe - CTS	509030-DEPT HEAD/ASSIST PROF	1000
Bates, Tracie Marie	Lacombe	509020-ASSOCIATE PROFESSOR	1500
Brownlow, Dawn	Lacombe - CTS	509030-ASSISTANT MASTER INSTRU	1000
Carambat, Deborah	Lacombe - St. Tammany	509030-ASSISTANT MASTER INST	1000
Dickens, Sharon	Sullivan	509030-ASSISTANT PROFESSOR	1000
Fleming, Amy Pellittieri	Lacombe - CTS	509030-DEPT HEAD/ASSIST PROF	1000
Harrell, Carolyn P	Lacombe - CTS	509030-ASST PROFESSOR	1000
Johnson, Carolyn	Sullivan	509020-ASSOCIATE PROFESSOR	1500
Mizell, Tony	Sullivan	550590-MASTER INSTRUCTOR	2000
Mumphrey, Sheila	Sullivan	550590-MASTER INSTRUCTOR	2000
Pierce, Amanda Brammer	Lacombe	509020-ASSOCIATE PROFESSOR	1500
Singley, Michael	Sullivan	509030-ASSISTANT PROFESSOR/Lead Instructor	1000
Sylvest, Telisa Faye	Sullivan	509030-ASSISTANT PROFESSOR	1000

NORTHWEST LOUISIANA TECHNICAL COLLEGE
Summary of Unclassified Personnel Actions
November, 2018

OPERATING BUDGET				
RETIREMENTS/RESIGNATIONS/TERMINATIONS				
DATE	NAME	SALARY	BENEFITS	TOTAL
09/13/2018	Pye, Jennifer	(\$77,600)	(\$29,100)	(\$106,700)
09/21/2018	Clary, Emily Michelle	(\$45,198)	(\$16,948)	(\$62,143)
09/28/2018	Price, Charles Scott	(\$70,720)	(\$26,520)	(\$97,240)
10/18/2018	Ferrell, Gary	(\$33,538)	(\$12,576)	(\$46,114)
TOTAL: 4	TOTALS: 4	(\$227,053)	(\$85,144)	(\$312,197)
LEAVE OF ABSENCE				
DATE	NAME	SALARY	BENEFITS	TOTAL
TOTAL: 0	TOTALS: 0	\$0	\$0	\$0
NEW POSITIONS				
DATE	NAME	SALARY	BENEFITS	TOTAL
TOTAL: 0	TOTALS: 0	\$0	\$0	\$0
PROMOTIONS/CHANGES IN CLASSIFICATION, SALARY, ETC.				
DATE	NAME	SALARY	BENEFITS	TOTAL
10/22/2018	Lewis, Crystal	\$0.00	\$0.00	\$0.00
08/06/2018	Ritchie, Michael	\$9,175	\$3,440	\$12,615
TOTAL: 2	TOTALS: 2	\$9,175	\$3,440	\$12,615
REPLACEMENTS				
DATE	NAME	SALARY	BENEFITS	TOTAL
10/11/2018	Ayers, Sonya	\$43,460	\$16,297	\$59,757
TOTAL: 1	TOTALS: 1	\$43,460	\$16,297	\$59,757



**Nunez Community College
Summary of Unclassified Personnel Actions
November, 2018**

	Institution	Date	Name	Salary	Benefits	Total Impact
Retirements/Resignations/ Terminations	NUNEZ	06/04/2018	Richard Schmitt	(47000.00)	(16500.00)	(60500.00)
	Nunez	6/4/2018	Anna Brannan	(42000.00)	(15750.00)	(57750.00)
	Nunez	6/4/2018	Larry Whitmarsh	(55000.00)	(20625.00)	(76625.00)
	Nunez	6/4/2018	Keith Dampier	(36000.00)	(13500.00)	(49500.00)
	NUNEZ	07/02/2018	Jenna Alfonso	(40000.00)	(15000.00)	(55000.00)
	NUNEZ	07/02/2018	Maya Ladmiraault	(44000.00)	(16500.00)	(60500.00)
	NUNEZ	07/02/2018	Mildred Ecklund	(24960.00)	(9360.00)	(34320.00)
	NUNEZ	08/27/2018	Pamela Cash	(43500.00)	(16312.50)	(59612.50)
	NUNEZ	09/11/2018	Chester Mock	(15600.00)	(5850.00)	(21450.00)
	NUNEZ	09/23/2018	Winifred Christopher	(40000.00)	(15000.00)	(55000.00)
Retirements/Resignations/Terminations - Total				(388060.00)	(145522.50)	(503582.50)
NEW POSITIONS	NUNEZ	06/11/2018	Martin Mantz	60,000	22,500	82,500
	NUNEZ	07/30/2018	Bradley Narcisse	55,000	20,625	75,625
	NUNEZ	7/16/2018	Treasure Burtchaell	40,000	15,000	55,000
	NUNEZ	7/2/2018	Glenn Powell	60,000	22,500	82,500
	NUNEZ	8/13/2018	Andreas Santos	75,000	28,125	103,125
	NUNEZ	08/13/2018	John Washington	40,000	15,000	55,000
	NUNEZ	08/13/2018	Karen Schubert	40,000	15,000	55,000
	NUNEZ	08/13/2018	Anastasia Joyner	40,000	15,000	55,000
	NUNEZ	9/17/2018	Ronald Rodriguez	127,500	47,813	175,313
	New Positions - Total				537,500	201,563
Promotions/Changes in Classification/Salary Etc.	NUNEZ	06/04/2018	Charles Miller	0	0	0
	NUNEZ	06/04/2018	Gregory Bazin	0	0	0
	NUNEZ	07/02/2018	Donalyn Lott	10,000	3,750	13,750
	NUNEZ	7/2/2018	Katherine Lemoine	17,000	6,375	23,375
	NUNEZ	07/30/2018	Becky Maillet	0	0	0
	NUNEZ	07/30/2018	Leonard Unbehagen	0	0	0
	NUNEZ	07/30/2018	Tonia Zeringue	0	0	0
	NUNEZ	08/13/2018	Rose Frazier	0	0	0
	NUNEZ	09/10/2018	Nicholas Slie	0	0	0
Promotions/Changes in Classification/Salary Etc. - Total				27,000	10,125	37,125
Replacements	NUNEZ	06/04/2018	Steven Baiamonte Jr	45,000	16,875	61,875
	NUNEZ	08/13/2018	Katie Nettles	44,909.	16,841.	61,750.
	NUNEZ	08/13/2018	Paul Campbell	42,000	15,750	57,750
	NUNEZ	8/13/2018	Katherine Huff	42,000	15,720	57,750
	NUNEZ	08/20/2018	Raymond Theriot	18,720	7,020	25,740

	NUNEZ	08/27/2018	Irma Beltram	35,000	13,125	48,125
	NUNEZ	08/27/2018	Jody Deffes	41,600	15,600	57,200
	NUNEZ	08/27/2018	Troy Porter	27,296	10,236	37,532
	NUNEZ	09/10/2018	David Vumbaco	50,000	18,750	68,750
Replacements	- Total			346,525	129,947	476,472

Budget Impact 600,965 196,110 797,075

NUNEZ COMMUNITY COLLEGE

Retirements/Resignations/Terminations

Date Submitted: October 17, 2018

Effective Date	Full Employee Name	Qualifications	Degrees Held	Prof. Exp Here	Professional Experience - Total	Rank, Position Title & Department	Months Employed	Salary Rate	State/Federal/Other Budget	Tenured	Reason For Change
06/04/2018	Richard Schmitt	MA English		16	20	ASSOCIATE PROFESSOR, Lib Arts-Developmental Studies	9	\$47,000.00	State	N	Non-Disciplinary
6/4/2018	Anna Braman	LPN License		4	19	CAN Instructor	9	\$42,000.00	State	N	Non-Disciplinary
6/4/2018	Larry Whitmarsh	PTECH Certification		3	4	PTECH Instructor	9	\$55,000.00	State	N	Non-Disciplinary
6/4/2018	Keith Dampier	Welding Certification		8	30	Welding Instructor	9	\$36,000.00	State	N	Non-Disciplinary
07/02/2018	Jenna Alfonso	BS Early Childhood Ed.		2	2	COORDINATOR, Student Affairs (Adm)	12	\$40,000.00	State	N	Resignation
07/02/2018	Maya Ladmirault	MSN		1.1	20	INSTRUCTOR, Allied Health-Nursing LPN	9	\$44,000.00	State	N	Transfer Out System
07/02/2018	Mildred Ecklund	Bachelor General Studies		13.5	13.5	RESEARCH ASSISTANT, Institutional Research	12	\$24,960.00	State	N	Resignation
08/27/2018	Patricia Cash	Bachelor/Accounting		20.3	25	BUDGET OFFICER, Budget Office	12	\$43,500.00	State	N	Retirement
09/11/2018	Chester Mock	Electrical Certificate		16.3	30	MAINTENANCE MAN, Facilities Adm (Project Mgt. etc.)	12	\$15,600.00	State	N	Resignation
09/23/2018	Winifred Christopher	AA Business		3.5	5	COORDINATOR, Human Resources	12	\$40,000.00	State	N	Resignation

N U N E Z COMMUNITY COLLEGE

New Positions

Date Submitted: October 17, 2018


Effective From Date	To Date	Full Employee Name	Professional Experience - Total	Rank, Position Title & Department	Qualifications Held	Months Employed	Recommended Salary	Budget State/ Federal	Semester Teaching Load	Reason for New Position	Appointee Transferring Another State Agency
06/11/2018		Martin Mantz	7	MANAGER COASTAL RESTORA, Workforce Development	MS Chemistry	12	\$60,000.00	Grant/ Local Gov't	N/A	New Program	No
07/30/2018		Bradley Narcisse	10	ADULT ED DIRECTOR, Corp&Community Trng(Continuing Ed)	BA English	12	\$55,000.00	Work Ready U	N/A	New Program	Yes- Delgado Community College
7/16/2018		Treasure Burchael	3	Financial Aid Officer	AA Early Childhood Dev	12	\$40,000.00	State	N/A	Additional FA Assistance	No
7/2/2018		Glenn Powell	10	Baseball Coach and Fitness Center Manager	AABusiness	12	\$60,000.00	State	N/A	Reintroducing Competitive Sports	No
8/13/2018		Andreas Santos	10	AEROSPACE Program Manager	BS Aerospace Studies	12	\$75,000.00	Grant/Boeing	N/A	New Program	No
08/13/2018		John Washington	20	INSTRUCTOR, Mech-HVAC	HVAC Certification	9	\$40,000.00	State	15 hours	Need Additional Faculty	No
09/13/2018		Karen Schubert	5	BUSN/CINS INSTRUCTOR, Computer Information Systems	Masters CIS	9	\$40,000.00	State	15 hours	Need Additional Faculty	No
8/13/2018		Anastasia Joyner	3	Culinary Instructor	AA Culinary	9	\$40,000.00	State	15 hours	Need Additional Faculty	No
9/17/2018		Ronald Rodriguez	20	Vice Chancellor Finance/Operations	BA Act, CPA	12	\$127,500.00	State	N/A	Restructure Business	Yes- LSU Medical center

NUNEZ COMMUNITY COLLEGE

Replacements


Date Submitted: October 17, 2018

Effective From Date	To Date	Full Employee Name	Rank, Position Title & Department	Qualifications Degree Held	Months Employed	Recommended Salary	Budget State/Federal	Semester Teaching Load	Previous Employee's Full Name	Reason for Leaving	Date Left	Salary Rate	Person Transfer Other State Agency
06/04/2018		Sievan Balamonte Jr	INSTRUCTOR ELECT., Construction Trades-Electician		9	\$45,000.00	State	15 hours	Martinez Joseph	End Temporary Employment	06/04/2017	\$24,000.00	No
08/13/2018		Katie Nettles	ADVISOR, Counseling	AAS	12	\$44,909.00	State	N/A	Jennifer Fillingfer	Resignation	08/12/2018	\$44,000.00	No
08/13/2018		Paul Campbell	CNA INSTRUCTOR, Allied Health-Nursing LPN	CERT, TCA, TD	9	\$42,000.00	State	15 hours	Anna Brannan	Non Disciplinary, Non-Disciplinary	08/03/2018	\$42,000.00	No
8/13/2018		Katherine Huff	Program Manager CDYC	MA CDYC	9	\$42,000.00	State	15 hours	Katherine Lemone	Moved to Administrative Position	7/2/2018	\$43,000.00	No
08/20/2018		Raymond Theriot	POLICE OFFICER, Campus Police		12	\$37,440.00	State	N/A	Lisa Phillips	Non Disciplinary, Non-Disciplinary	10/24/2017	\$21,840.00	No
08/27/2018		Irma Beltram	COORDINATOR, Registrar's Office		12	\$35,000.00	State	N/A	Natanya Barnes	Resignation	05/07/2018	\$27,200.00	Yes/LSUMC
08/27/2018		Jody Deffas	COORDINATOR, Comptroller's Office		12	\$41,600.00	State	N/A	Winifred Christopher	Resigned	09/23/2018	\$192.30	No
08/27/2018		Troy Porter	ADM ASSISTANT, Student Affairs (Adm)	AAS	12	\$27,296.00	State	N/A	Jody Deffas	Resignation	08/26/2018	\$41,600.00	No
09/10/2018		David Vumbaco	COORDINATOR, Institutional Research		12	\$50,000.00	State	N/A	Hope Pille	Emp Class/Record Change	11/20/2016	\$30,000.00	No



River Parishes Community College
Summary of Unclassified Personnel Actions
November, 2018

	Institution	Date	Name	Salary	Benefits	Total Impact
Retirements/Resignations/Terminations						
	RPCC	08/17/2018	Lorraine Raffray	(51299.88)	(19237.46)	(70537.34)
Retirements/Resignations/Terminations - Total				(51299.88)	(19237.46)	(70537.34)
New Positions	RPCC	07/24/2018	Martha Williams	36,400	13,650	50,050
	RPCC	07/30/2018	Cherri Wells	37,000	13,875	50,875
	RPCC	08/13/2018	Pamela Pourciau	44,000	16,500	60,500
	RPCC	09/10/2018	Troy Borne	32,500	12,187.5	44,687.5
	RPCC	10/08/2018	Alanda Viger	41,600	15,600	57,200
New Positions - Total				191,500	71,812.5	263,312.5
Promotions/Changes in Classification/Salary Etc.	RPCC	07/01/2018	Reubin Gourley	8,250	3,093.75	11,343.75
	RPCC	08/13/2018	Keisha Moore	4,000	1,500	5,500
	RPCC	08/13/2018	Tiffanie Bourgeois	5,382	2,018.25	7,400.25
	RPCC	08/27/2018	Mary Brisco	5,900	2,212.5	8,112.5
	RPCC	09/10/2018	Gretchen Schmidt	6,000	2,250	8,250
Promotions/Changes in Classification/Salary Etc. - Total				29,532	11,074.5	40,606.5
Replacements	RPCC	07/01/2018	Natasha Johnson	55,000	20,625	75,625
	RPCC	09/10/2018	Kathy Jones	37,000	13,875	50,875
Replacements - Total				92,000	34,500	126,500



Retirements/Resignations/Terminations

Date Submitted: October 18, 2018

Effective Date	Full Employee Name	Qualifications Degrees Held	Prof. Exp Here	Professional Experience - Total	Rank, Position Title & Department	Months Employed	Salary Rate	State/ Federal/ Other Budget	Tenured	Reason For Change
08/17/2018	Lorraine Ratray	AAS- Nursing	10.1	36 years	DEPARTMENT HEAD, Allied Health-Practical Nursing	12	\$51,299.88	State	N	Resignation



New Positions

Date Submitted: October 18, 2018

Effective From Date	To Date	Full Employee Name	Professional Experience - Total	Rank, Position Title & Department	Qualifications Degree Held	Months Employed	Recommended Salary	Budget State/ Federal	Semester Teaching Load	Reason for New Position	Appointee Transferring Another State Agency
07/24/2018		Martha Williams	26 years	WRU SPECIALIST, Adult Basic Education	MS	12	\$36,400.00	Federal	N/A	State Agency Transfer Hire In	
07/30/2018		Cherrl Wells	13 years	WB LEARNING COORDINATOR, Workforce Development	MBA	12	\$37,000.00	State	N/A	Initial Hire	
08/13/2018		Pamela Paurcau	40 years	INSTRUCTOR, Allied Health-Nursing	MSN	9	\$44,000.00	State	Full	Initial Hire	
09/10/2018		Troy Borne	20 years	SPECIALIST, Adult Basic Education	BS	12	\$32,500.00	State	N/A	Unclassified Hire	
10/08/2018		Alanda Viger	9 years	BUS OFF SPEC-INTERIM, Bursar's Office	BS	12	\$41,600.00	State	N/A	Emergency Interim Appointment	



Promotions/Changes in Classification/Salary Etc.

Date Submitted: October 18, 2018

Effective From Date	To Date	Full Employee Name	Prof. Exp Here	Professional Experience - Total	Qualifications Degree Held	From Position	To Position	Months Employed From	Months Employed To	From Salary	To Salary	Budget State/Federal	Reason For Change	Semester Teaching Load	Chancellor Certifies Satisfactory or above Performance Eval. within previous 12 mos. of Eff. Date
07/01/2018		Reubin Gourley	3.6	37 years	HS	IRECTOR WORKFORCE, Workforce Development	DIRECTOR WORKFORCE, Workforce Development	12	12	\$57,750.00	\$66,000.00		Job Reclassification		Yes
08/13/2018		Keisha Moore	2.5	6 years	AS- Nursing	INSTRUCTOR, Allied Health-Nursing LPN	INSTRUCTOR, Allied Health-Nursing LPN	12	12	\$57,750.00	\$61,750.00	State	Job Reclassification	Full	Yes
08/13/2018		Tifanie Bourgeois	0.1	27 years	BS- Nursing	INSTRUCTOR, VC for Instruction (Adm)	INSTRUCTOR, VC for Instruction (Adm)	9	9	\$40,618.00	\$46,000.00	State	Additional Duty Increase	Full	Yes
08/27/2018		Mary Bisco	3.1	14 years	MEd	SPECIALIST, Liberal Arts-English-English	SPECIALIST, Liberal Arts-English-English	12	12	\$32,500.00	\$38,400.00	State	Job Reclassification	N/A	Yes
09/10/2018		Gretchen Schmidt	4.1	15 years	BS- Nursing	INSTRUCTOR, Allied Health-Nursing LPN	INSTRUCTOR, Allied Health-Nursing LPN	12	12	\$46,856.25	\$52,856.25	State	Job Reclassification	Full	Yes



Replacements

Date Submitted: October 18, 2018

Effective From Date	To Date	Full Employee Name	Rank, Position Title & Department	Qualifications Degree Held	Months Employed	Recommended Salary	Budget State/ Federal	Semester Teaching Load	Previous Employee's Full Name	Reason for Leaving	Date Left	Salary Rate	Person Transfer Other State Agency
07/01/2018		Natasha Johnson	Chief Stu Aff Of Interim, Counseling	BA	12	\$55,000.00	State	N/A	Melvin Harrison	Unsatisfactory Performance	03/20/2018	\$70,000.00	N/A
09/10/2018		Kathy Jones	WORKFORCE DEV COORDINATOR, Workforce Dev	HS	12	\$37,000.00	State	N/A	Kimberly Heil	Resignation	06/04/2018	\$42,000.00	N/A



South Louisiana
Community College

South Louisiana Community College Summary of Unclassified Personnel Actions November, 2018

	Institution	Date	Name	Salary	Benefits	Total Impact
Retirements/Resignations/Terminations	SLCC	08/23/2018	Paul Bourgeois	72,444.34	27,166.63	99,610.97
	SLCC	08/31/2018	Britni Robichaux	70,000.	26,250	96,250
	SLCC	09/20/2018	Jonathan Narcisse	51,723.	19,396.13	71,119.13
	SLCC	10/07/2018	Ebenezer Ogunyinka	44,125.2	16,546.95	60,672.15
	SLCC	10/11/2018	Christopher Whaley	45,000.	16,875.	61,875.
Retirements/Resignations/Terminations - Total				197,613.72	74,105.15	271,718.87

New Positions	Institution	Date	Name	Salary	Benefits	Total Impact
	SLCC	08/20/2018	Michael Sanders	50,052.85	18,769.82	68,822.67
	SLCC	08/27/2018	Gabrielle Mire	38,233.	14,337.375	52,570.375
	SLCC	08/27/2018	Michelle Fournet	42,342.	15,878.25	58,220.25
	SLCC	08/27/2018	Rebecca Mitchell	37,433	14,037.38	51,470.38
	SLCC	08/27/2018	Venessa Mouton	45,000	16,875	61,875
	SLCC	09/04/2018	Karen Lestelle	36,655	13,745.63	50,400.63
	SLCC	09/04/2018	Pamela Clark	41,542	15,578.25	57,120.25
	SLCC	09/17/2018	Michaela Gandy	36,527	13,697.63	50,224.63
	SLCC	09/24/2018	Jeanine Decquir	45,000	16,875.	61,875.
	SLCC	09/24/2018	Johnny Leday	50,052.85	18,769.82	68,822.67
	SLCC	09/24/2018	Lindsay Habetz	30,472.	11,427.	41,899.
	SLCC	09/24/2018	Toni Doston	60,000.	22,500.	82,500.
	SLCC	10/11/2018	Chad Cormier	75,870	28,451.25	104,321.25
	SLCC	10/15/2018	Kala Marks	48,695	18,260.63	66,955.63
	SLCC	10/15/2018	Karl Young	54,965	20,611.88	75,576.88
	SLCC	10/15/2018	Rachell Martin	48,695	18,260.63	66,955.63
New Positions - Total				712,570.12	267,213.83	979,783.95

Promotions/Changes in Classification/Salary Etc.	Institution	Date	Name	Salary	Benefits	Total Impact
	SLCC	09/17/2018	James Boffenmyer	46,710	17,516.25	64,226.25
Promotions/Changes in Classification/Salary Etc. - Total				46,710.	17,516.25	64,226.25

Replacements	Institution	Date	Name	Salary	Benefits	Total Impact
	SLCC	08/29/2018	Joshua Lasseigne	47,938.21	17,976.83	65,915.04
	SLCC	09/04/2018	Andrea McKenzie	35,941	13,477.88	49,418.88
	SLCC	09/04/2018	Stacy Upton	35,941	13,477.88	49,418.88
	SLCC	09/17/2018	John Cramer	54,965	20,611.88	75,576.88
	SLCC	09/24/2018	Deanna Tolliver	51,723	19,396.13	71,119.13
	SLCC	10/08/2018	Ryan Thibodeaux	60,000	22,500	82,500
	SLCC	10/08/2018	Vehleshia Castle	34,047	12,767.63	46,814.63
Replacements - Total				320,555.21	120,208.23	440,763.44



South Louisiana
Community College

Retirements/Resignations/Terminations

Date Submitted: October 18, 2018

Effective Date	Full Employee Name	Qualifications Degrees Held	Prof. Exp Here	Professional Experience - Total	Rank, Position Title & Department	Months Employed	Salary Rate	State/ Federal/ Other Budget	Tenured	Reason For Change
08/23/2018	Paul Bourgeois	BSAS	18.4	24	DIRECTOR, Dual Enroll, Weekend/Eve Dist. Admin	12	\$72,444.34	State	No	Retirement
08/31/2018	Briani Robichaux	BS	0.2	12.2	DIRECTOR, Accounting/Finance	12	\$70,000.00	State	No	Elimination of Position
09/20/2018	Jonathan Narcisse	MS	0.3	3.5	BUSINESS MANAGER, Workforce Development	12	\$51,723.00	Other	No	Resignation
10/07/2018	Ebenezer Ogunyinka	PHD- Philosophy	2.7	5	INSTRUCTOR, Business and Management Adm.	9	\$44,125.20	State	No	Transfer Out System
10/11/2018	Christopher Whaley	BS	0.16	10	INSTRUCTOR, Practical Nursing	9	\$45,000.00	State	No	Discharge




South Louisiana
Community College

New Positions

Date Submitted: October 18, 2018

Effective From Date	To Date	Full Employee Name	Professional Experience - Total	Rank, Position Title & Department	Qualifications Degree Held	Months Employed	Recommended Salary	Budget State/Federal	Semester Teaching Load	Reason for New Position	Appointee Transferring Another State Agency
08/20/2018		Michael Sanders	24.7	INSTRUCTOR, Construction Trades-Electrician	N/A	12	\$50,052.85	Other	Full	Unclassified Hire	No
08/27/2018		Gabrielle Mire	8.5	INSTRUCTOR, Allied H-Medical Laboratory Tech	BS	9	\$38,233.00	State	Full	Unclassified Hire	No
08/27/2018		Michelle Fournet	14	INSTRUCTOR, Business-Office Systems Technology	BA	9	\$42,342.00	State	Full	Unclassified Hire	No
08/27/2018		Rebecca Mitchell	8.25	INSTRUCTOR, Allied Health-Medical Assistant	TD	9	\$37,433.00	State	Full	Unclassified Hire	No
08/27/2018		Venessa Mouton	12.3	INSTRUCTOR, Allied Health-Practical Nursing	BSN	9	\$45,000.00	State	Full	Unclassified Hire	No
09/04/2018		Karen Lestelle	33.5	EXECUTIVE ASSIST, Business Office-WD and E	BA	12	\$36,655.00	Other	N/A	Unclassified Hire	No
09/04/2018		Pamela Clark	16	INSTRUCTOR, Allied H-Medical Laboratory Tech	AAS	9	\$41,542.00	State	Full	Unclassified Hire	No
09/17/2018		Michaela Gandy	1.5	INSTRUCTOR, Developmental Technical Education	MS	9	\$36,627.00	State	Full	Unclassified Hire	No
09/24/2018		Jeanine Decquir	22	INSTRUCTOR, Allied Health-Practical Nursing	AAS	9	\$45,000.00	State	Full	Unclassified Hire	No
09/24/2018		Johnny Leday	30	INSTRUCTOR, Precision Trades-Welding	TD	12	\$50,052.85	State	Full	Unclassified Hire	No
09/24/2018		Lindsay Habetz	3	REC & REG ANALYST, Registrar's Office	BA	12	\$30,472.00	State	N/A	Unclassified Hire	No
09/24/2018		Toni Doston	7.9	INSTRUCTOR, Allied H-Registered Nurse Program	MS	10	\$60,000.00	State	Full	Unclassified Hire	No
10/1/2018		Chad Cormier	23.4	MANAGER, IT Computer Operations	N/A	12	\$75,870.00	State	N/A	Unclassified Hire	No
10/15/2018		Kala Marks	10	WKFC TRNG COORD HEALTH, Workforce Development	MA	12	\$48,695.00	Other	N/A	Unclassified Hire	No

10/15/2018		Karl Young	11.67	BUS DEV OFFICER-MARINE, Workforce Development	MED- Education		12	\$54,965.00	Other	N/A	Transfer In Within System		Yes
10/15/2018		Rachell Martin	18.58	RNG COORD TDL, Workforce Development	BA		12	\$48,695.00	Other	N/A	Unclassified Hire		No



South Louisiana
Community College

Promotions/Changes in Classification/Salary Etc.

Date Submitted: October 18, 2018

Effective From Date	To Date	Full Employee Name	Prof. Exp Here	Professional Experience - Total	Qual. Degree Held	From Position	To Position	Months Employed From	Months Employed To	From Salary	To Salary	Budget State /Federal	Reason For Change	Semester Teaching Load	Chancellor Certifies Satisfactory or above Performance Eval. within previous 12 mos. of Eff. Date
09/17/2018		James Boffenmyer	4.1	6	MS	ADJUNCT FACULTY, Math and Sciences- Mathematics	ASST DIR ACA SUCCESSES, Academic Learning Center- Tutoring	12	12	\$2,200.00	\$48,910.00	State	New Position	N/A	Yes



South Louisiana
Community College

Replacements

Date Submitted: October 18, 2018

Effective From Date	To Date	Full Employee Name	Rank, Position Title & Department	Qualifications Degree Held	Months Employed	Recommended Salary	Budget State/ Federal	Semester Teaching Load	Previous Employee's Full Name	Reason for Leaving	Date Left	Salary Rate	Person Transfer Other State Agency
08/29/2018		Joshua Lasseigne	INSTRUCTOR, Precision Trades-Welding	TD	12	\$47,938.21	State	Full	Russell Netherland	Transfer Out System	07/29/2018	\$46,754.67	Yes
09/04/2018		Andrea McKenzie	Siu Success Advisor 1, Counseling	MA	12	\$35,941.00	State	N/A	Maia Smith	New Position	07/08/2018	\$38,102.00	With SLCC
09/04/2018		Stacy Upton	ADVISOR, Counseling	MED	12	\$35,941.00	State	N/A	Claudia Provost	New Position	11/20/2016	\$34,267.00	With SLCC
09/17/2018		John Cramer	BUS DEV OFFICER, Business Office-WD and E	BSAD-Marketing Concentration	12	\$54,965.00	Other	N/A	Carlos Harvin	Resignation	07/26/2018	\$54,965.00	No
09/24/2018		Deanna Tolliver	BUSINESS MANAGER-INTERM, Workforce Development	BS	12	\$51,723.00	Other	N/A	Jonathan Narcisse	Resignation	09/20/2018	\$51,723.00	No
10/08/2018		Ryan Thibodeaux	INSTRUCTOR, Transp-Commercial Truck Driving	N/A	12	\$60,000.00	Other	Full	Rodney Leblanc	Resignation	08/17/2018	\$60,000.00	No
10/08/2018		Vehleshia Castle	FINANCIAL AID ADVISOR, Financial Aid (include Vet Affairs)	BS	12	\$34,047.00	State	N/A	Angelica Ortega	Resignation	05/18/2018	\$34,736.00	No

SOWELA TECHNICAL COMMUNITY COLLEGE
Summary of Unclassified Personnel Actions
November, 2018

OPERATING BUDGET				
RETIREMENTS/RESIGNATIONS/TERMINATIONS				
Date	Name	Salary	Benefits (37.5%)	Total Impact
8/31/2018	Desiree Devereaux-Heis	\$ (64,345.53)	\$ (24,129.57)	\$ (88,475.10)
9/7/2018	Daniel Brock	\$ (45,000.00)	\$ (16,875.00)	\$ (61,875.00)
10/8/2018	Krystal Fontenot	\$ (36,000.00)	\$ (13,500.00)	\$ (49,500.00)
10/15/2018	Tonya Sadler Grayson	\$ (110,000.00)	\$ (41,250.00)	\$ (151,250.00)
10/26/2018	Whitney Wilkins	\$ (34,070.97)	\$ (12,776.61)	\$ (46,847.58)
Total 5		\$ (289,416.50)	\$ (108,531.19)	\$ (397,947.69)
LEAVES OF ABSENCE				
Date	Name	Salary	Benefits (37.5%)	Total Impact
Total 0		\$ -	\$ -	\$ -
NEW POSITIONS ONLY				
Date	Name	Salary	Benefits (37.5%)	Total Impact
8/13/2018	Barbara Forsythe	\$ 35,000.00	\$ 13,125.00	\$ 48,125.00
10/1/2018	Arteria Harmon	\$ 33,000.00	\$ 12,375.00	\$ 45,375.00
Total 2		\$ 68,000.00	\$ 25,500.00	\$ 93,500.00
PROMOTIONS/CHANGES IN CLASSIFICATION, SALARY, ETC.				
Date	Name	Amt of Increase	Benefits (37.5%)	Total Impact
10/8/2018	Josh Young	\$ 2,242.98	\$ 841.12	\$ 3,084.10
10/8/2018	Matthew Williams	\$ 2,678.53	\$ 1,004.45	\$ 3,682.98
Total 2		\$ 4,921.51	\$ 1,845.57	\$ 6,767.08
REPLACEMENTS ONLY				
Date	Name	Salary	Benefits (37.5%)	Total Impact
9/17/2018	Jeff Hanchey	\$ 48,000.00	\$ 18,000.00	\$ 66,000.00
9/17/2018	Joey Overmyer	\$ 28,267.20	\$ 10,600.20	\$ 38,867.40
9/25/2018	Krystal Thibodeaux	\$ 26,312.00	\$ 9,867.00	\$ 36,179.00
Total 3		\$ 102,579.20	\$ 38,467.20	\$ 141,046.40
SUMMER SESSION APPOINTMENTS				
Date	Name	Salary	Benefits (37.5%)	Total Impact
Total 0		\$ -	\$ -	\$ -



**Louisiana Community & Technical College System Office
Summary of Unclassified Personnel Actions
November, 2018**

	Institution	Date	Name	Salary	Benefits	Total Impact
Retirements/Resignations/Terminations	LCTCS	08/24/2018	Russell Fuentes	(70,780.00)	(26,542.50)	(93,322.50)
	LCTCS	09/16/2018	Karmen Davis	(76,419.00)	(28,657.13)	(105,076.13)
	LCTCS	10/05/2018	Whitley Garrison	(40,000.00)	(15,000.00)	(55,000.00)
	LCTCS	10/09/2018	Genia Huffstutler	(42,500.00)	(15,937.50)	\$58,437.50)
Retirements/Resignations/Terminations	- Total 4			(338,699.00)	(127,012.13)	(465,711.13)
New Positions	LCTCS	08/13/2018	Charles Freeburgh	105,780	39,667.5	145,447.5
	LCTCS	10/08/2018	Donna Brant	85,000	31,875	116,875
New Positions	- Total 2			190,780	71,542.5	262,322.5
Promotions/Changes in Classification/Salary Etc.	LCTCS	08/13/2018	Willie Smith	13,000	4,875	17,875
Promotions/Changes in Classification/Salary Etc.	- Total 1			13,000	4,875	17,875
Replacements	LCTCS	08/16/2018	Reuben Copeland	82,780	31,042.5	113,822.5
	LCTCS	08/20/2018	Andree Zamarlik	78,780	29,542.5	108,322.5
	LCTCS	09/10/2018	Dale Kuebler	60,780	22,792.5	83,572.5
	LCTCS	09/13/2018	Joan Davis	185,000	69,375	254,375
Replacements	- Total 4			407,340	152,752.5	560,092.5



**Louisiana Community &
Technical College System**
Changing Lives, Creating Futures

Retirements/Resignations/Terminations

Date Submitted: October 22, 2018

Effective Date	Full Employee Name	Qualifications Degrees Held	Prof. Exp Here	Professional Experience - Total	Rank, Position Title & Department	Months Employed	Salary Rate	State/Federal/Other Budget	Tenured	Reason For Change
08/24/2018	Russell Fuentes	HS Diploma	1 year	28 years	PROJECTMANAGER-FS	12	\$70,780.00	Fed. - FastStart	N/A	Resignation
09/16/2018	Karmen Davis	MBA	3.5 years	14 years	SRTTRAININGSPECIALIST-FS	12	\$76,419.00	Fed. - FastStart	N/A	Transfer Out System
10/05/2018	Whitley Garrison	Bachelors, Gen Studies	8 months	6 years	ENROLLMENTMGMTSPECIALIST	12	\$40,000.00	State	N/A	Resignation
10/09/2018	Genta Hurstviller	AAS, Business Office Tech	7 months	15 years	COORDOUTRCH/RECEPT-WRU	12	\$42,500.00	State	N/A	Resignation



**Louisiana Community &
Technical College System**

Changing Lives, Creating Futures

New Positions

Date Submitted: October 22, 2018

Effective From Date	To Date	Full Employee Name	Professional Experience - Total	Rank, Position Title & Department	Qualifications Degree Held	Months Employed	Recommended Salary	Budget State/Federal	Semester Teaching Load	Reason for New Position	Appointee Transferring Another State Agency
08/13/2018	N/A	Charles Freeburgh		WKFRCEINITIATIVESMGR-FS		12	\$105,780.00	Fed.-FastStart	N/A	Transfer In Within System	Yes - BRCC
10/08/2018	N/A	Donna Brant		DIRECTORCAREER&TECHEDUC		12	\$85,000.00	State	N/A	Unclassified Hire	No



**Louisiana Community &
Technical College System**
Changing Lives, Creating Futures

Promotions/Changes in Classification/Salary Etc.

Date Submitted: October 22, 2018

Effective From Date	To Date	Full Employee Name	Prof. Exp Here	Professional Experience - Total	Qualifications Degree Held	From Position	To Position	Months Employed From	Months Employed To	From Salary	To Salary	Budget State/Federal	Reason For Change	Semester Teaching Load	Chancellor Certifies Satisfactory or above Performance Eval. within previous 12 mos. of Eff. Date
08/13/2018	N/A	Willie Smith	7 months			EDD VP/TRNG&BUSPARTNE RSHIPS, Educational/Workforce Services	VP/TRNG&BUSPARTNE RSHIPS, Educational/Workforce Services	12	12	\$149,850.00	\$162,850.00	State	Additional Duty Increase	N/A	Yes



Louisiana Community & Technical College System
Changing Lives, Creating Futures

Replacements

Date Submitted: October 22, 2018

Effective From Date	To Date	Full Employee Name	Rank, Position Title & Department	Qualifications Degree Held	Months Employed	Recommended Salary	Budget State/Federal	Semester Teaching Load	Previous Employee's Full Name	Reason for Leaving	Date Left	Salary Rate	Person Transfer Other State Agency
08/16/2018	N/A	Reuben Copeland	MNGRTALENTMGMT-FS		12	\$82,780.00	Fed.-FastStart	N/A	Yashka Adams	Resignation	04/06/2018	\$97,780.00	No
08/20/2018	N/A	Andree Zamarik	MEDIA PRODUCER - FS		12	\$78,780.00	Fed.-FastStart	N/A	Shari Dominique	Resignation	07/15/2018	\$76,780.00	No
09/10/2018	N/A	Dale Kuebler	TRNGSPECMF-GOPS-F/S		12	\$60,780.00	Fed.-FastStart	N/A	William Nickens	Retired, Retirement	06/30/2018	\$65,780.00	No
09/13/2018	N/A	Joan Davis	SRVPADMIN&POLICY-INTRM		12	\$185,000.00	State	N/A	Vladimir Appearing	Transfer Out Campus	03/26/2017	\$110,000.00	Yes - BRCC