

LOUISIANA COMMUNITY & TECHNICAL COLLEGE SYSTEM

Changing Lives,
Creating Futures

Monty Sullivan
System President

Officers:

Timothy W. Hardy
Chair

Deni Grissette
First Vice Chair

Stephen Toups
Second Vice Chair

Members:

- Helen Bridges Carter
Erika McConduit-Diggs
Willie L. Mount
Michael J. Murphy
N. J. "Woody" Oge
Joe Potts
Paul Price, Jr.
Stephen C. Smith
Mark D. Spears, Jr.
Craig Spohn
Vincent St. Blanc, III
Charles T. Strong

Student Members:

- Sommer Brown
Jennifer Burgess

Louisiana
Community
& Technical
College System

265 South Foster Drive
Baton Rouge, LA 70806

Phone: 225-922-2800
Fax: 225-922-1185

www.lctcs.edu

TO: Dr. Monty Sullivan
LCTCS President
THROUGH: Joseph F. Marin
Chief Operations Officer
FROM: Joel Watkins
Director of Budget and Planning
DATE: April 26, 2017
RE: FY 2016-2017 3rd Quarter Financial Status Report

FOR BOARD ACTION

Each quarter a financial status update on all LCTCS colleges and the Board office is presented to the Board. Attached are the 3rd quarter financial status reports of all LCTCS entities that reflects the means of financing and expenditures from July 1, 2016 through March 31, 2017. Based on the information, the colleges appear to be spending their funds appropriately as of the end of the 3rd quarter.

Approved for Recommendation to the Board
Dr. Monty Sullivan, President

5-10-17
Date

Received
APPROVED
SLK 5/10/17
LCTCS BOARD OF SUPERVISORS


LOUISIANA COMMUNITY AND TECHNICAL COLLEGE SYSTEM
UNRESTRICTED OPERATING REVENUE AND EXPENDITURE ANALYSIS
FOR QUARTER ENDED: March 31, 2017
Bossier Parish Community College

	Original Approved Budget	BA-7's Approved by LCTCS Board but not approved by OPB *	OPB Approved BA-7's	Current Revised Budget	Actual YTD For Quarter Ended 3/31/17	Estimated Fiscal Year Totals as of 6/30/17	Favorable (Unfavorable) Est. Fiscal Year Totals
Means of Financing:							
State General Fund Direct	10,611,041		(169,918)	10,441,123	8,694,294	10,441,123	-
Due From Board / DOA	-		-	-	-	-	-
Statutory Dedications	401,275		-	401,275	188,663	401,275	-
Gifts and Donations	-		-	-	-	-	-
Federal Funds	-		-	-	-	-	-
Interagency Transfers	-		-	-	-	-	-
Self - Generated Revenues	25,573,875	-	(43,620)	25,530,255	20,023,344	23,824,793	(1,705,462)
TOTAL	36,586,191	-	(213,538)	36,372,653	28,906,301	34,667,191	(1,705,462)
Functional Expenditures:							
Instruction	16,960,792		(169,918)	16,790,874	11,972,866	16,433,400	357,474
Research	-		-	-	-	-	-
Public Service	238,709		-	238,709	173,101	238,709	-
Academic Support	1,716,661		-	1,716,661	1,135,971	1,678,644	38,017
Total RIRA	18,916,162	-	(169,918)	18,746,244	13,281,938	18,350,753	395,491
Student Services	2,362,310		-	2,362,310	1,452,020	2,263,019	99,291
Institutional Support	6,454,159		-	6,454,159	3,392,121	6,290,861	163,298
Scholarships & Fellowships	2,200,000		-	2,200,000	1,905,716	1,800,000	400,000
Total GAGE	11,016,469	-	-	11,016,469	6,749,857	10,353,880	662,589
Library	650,812		-	650,812	606,418	650,812	-
Plant Operations/Maintenance	4,088,964	-	(43,620)	4,045,344	2,398,992	3,397,962	647,382
Total OP & M	4,739,776	-	(43,620)	4,696,156	3,005,410	4,048,774	647,382
Debt Service	-		-	-	-	-	-
Interagency Transfers	975,044		-	975,044	759,366	975,044	-
Revenue/Expenditures	-		-	-	-	-	-
Other	938,740		-	938,740	-	938,740	-
Total Expenditures By Function	36,586,191	-	(213,538)	36,372,653	23,796,571	34,667,191	1,705,462
Surplus (Deficit) for Period	-	-	-	-	5,109,730	-	-
Object Expenditures:							
Regular Salaries	17,294,757	-	(167,786)	17,126,971	12,329,774	16,446,500	680,471
Other Compensation	1,611,600		-	1,611,600	1,214,707	1,611,600	-
Related Benefits	6,972,737		(45,752)	6,926,985	4,809,490	6,658,881	268,104
Total Personal Services	25,879,094	-	(213,538)	25,665,556	18,353,971	24,716,981	948,575
Travel	217,100		-	217,100	95,420	201,000	16,100
Operating Services	3,151,050		-	3,151,050	2,044,422	2,840,333	310,717
Supplies	687,450		-	687,450	279,283	657,380	30,070
Professional Services	894,400		-	894,400	312,068	894,400	-
Other Charges	4,732,053		-	4,732,053	1,905,716	4,332,053	400,000
Capital Outlay	50,000		-	50,000	46,325	50,000	-
Library Acquisitions	-		-	-	-	-	-
Other & Transfers	975,044		-	975,044	759,366	975,044	-
Total Expenditures By Object	36,586,191	-	(213,538)	36,372,653	23,796,571	34,667,191	1,705,462
Surplus (Deficit) for Period	-	-	-	-	5,109,730	-	-

* BA-7s submitted but not approved
- (BA-7 description)
- (BA-7 description)
- Total

I certify that the above information is true and correct to the best of my knowledge.

HEAD OF AGENCY



(Signature)

4-7-17

(Date)


LOUISIANA COMMUNITY AND TECHNICAL COLLEGE SYSTEM
UNRESTRICTED OPERATING REVENUE AND EXPENDITURE ANALYSIS
FOR QUARTER ENDED: March 31, 2017
BATON ROUGE COMMUNITY COLLEGE

	Original Approved Budget	BA-7's Approved by LCTCS Board but not approved by OPB *	OPB Approved BA-7's	Current Revised Budget	Actual YTD For Quarter Ended 3/31/17	Estimated Fiscal Year Totals as of 6/30/17	Favorable (Unfavorable) Est. Fiscal Year Totals
Means of Financing:							
State General Fund Direct	12,616,870		1,988,816	14,605,686	12,162,113	14,605,686	-
Due From Board / DOA				-			-
Statutory Dedications	796,247			796,247	374,362	796,247	-
Gifts and Donations				-			-
Federal Funds				-			-
Interagency Transfers				-			-
Self - Generated Revenues	26,189,562	-	-	26,189,562	22,851,113	26,189,562	-
TOTAL	39,602,679	-	1,988,816	41,591,495	35,387,589	41,591,495	-
Functional Expenditures:							
Instruction	16,146,041			16,146,041	11,926,285	16,146,041	-
Research				-			-
Public Service				-			-
Academic Support	3,592,998			3,592,998	2,785,146	3,592,998	-
Total RIRA	19,739,039	-	-	19,739,039	14,711,431	19,739,039	-
Student Services	4,001,089			4,001,089	2,884,712	4,001,089	-
Institutional Support	7,288,494			7,288,494	4,915,647	7,288,494	-
Scholarships & Fellowships	1,200,000			1,200,000	-	1,200,000	-
Total GAGE	12,489,583	-	-	12,489,583	7,800,359	12,489,583	-
Library	643,489			643,489	335,438	643,489	-
Plant Operations/Maintenance	5,399,135		1,988,816	7,387,951	4,302,868	7,387,951	-
Total OP & M	6,042,624	-	1,988,816	8,031,440	4,638,305	8,031,440	-
Debt Service				-			-
Interagency Transfers	1,331,433			1,331,433	1,324,818	1,331,433	-
Revenue/Expenditures				-			-
Other				-			-
Total Expenditures By Function	39,602,679	-	1,988,816	41,591,495	28,474,913	41,591,495	-
Surplus (Deficit) for Period	-	-	-	-	6,912,676	-	-
Object Expenditures:							
Regular Salaries	23,148,663			23,148,663	17,174,463	23,148,663	-
Other Compensation				-			-
Related Benefits	9,107,294			9,107,294	5,941,447	9,107,294	-
Total Personal Services	32,255,957	-	-	32,255,957	23,115,909	32,255,957	-
Travel				-	8,691	9,457	(9,457)
Operating Services	3,844,000		1,988,816	5,832,816	3,538,806	5,823,359	9,457
Supplies	542,000			542,000	241,739	542,000	-
Professional Services	222,500			222,500	97,027	222,500	-
Other Charges	1,271,789			1,271,789	12,922	1,271,789	-
Capital Outlay	135,000			135,000	135,000	135,000	-
Library Acquisitions				-			-
Other & Transfers	1,331,433			1,331,433	1,324,818	1,331,433	-
Total Expenditures By Object	39,602,679	-	1,988,816	41,591,495	28,474,913	41,591,495	(0)
Surplus (Deficit) for Period	-	-	-	-	6,912,676	-	(0)

* BA-7s submitted but not approved
- (BA-7 description)
- (BA-7 description)
- Total

I certify that the above information is true and correct to the best of my knowledge.

HEAD OF AGENCY

 4/26/17

(Signature)

(Date)

LOUISIANA COMMUNITY AND TECHNICAL COLLEGE SYSTEM
UNRESTRICTED OPERATING REVENUE AND EXPENDITURE ANALYSIS
FOR QUARTER ENDED: March 31st, 2017
Central Louisiana Technical Community College

	Original Approved Budget	BA-7's Approved by LCTCS Board but not approved by OPB *	OPB Approved BA-7's	Current Revised Budget	Actual YTD For Quarter Ended 3/31/2017	Estimated Fiscal Year Totals as of 6/30/17	Favorable (Unfavorable) Est. Fiscal Year Totals
Means of Financing:							
State General Fund Direct Due From Board / DOA	5,186,197		(127,081)	5,059,116	4,384,120	5,059,116	-
Statutory Dedications	286,589			286,589		286,589	-
Gifts and Donations							-
Federal Funds							-
Interagency Transfers							-
Self - Generated Revenues	4,096,323			4,096,323	2,850,373	4,096,323	-
TOTAL	9,569,109	-	(127,081)	9,442,028	7,234,493	9,442,028	-
Functional Expenditures:							
Instruction	4,296,184			4,296,184	2,923,568	4,296,184	-
Research							-
Public Service							-
Academic Support	518,471			518,471	352,908	518,471	-
Total RIRA	4,814,655			4,814,655	3,276,476	4,814,655	-
Student Services	674,966			674,966	570,992	674,966	-
Institutional Support	2,388,562			2,388,562	1,004,662	2,388,562	-
Scholarships & Fellowships							-
Total GAGE	3,063,528			3,063,528	1,575,654	3,063,528	-
Library	212,400			212,400	40,539	212,400	-
Plant Operations/Maintenance	511,421			511,421	315,705	511,421	-
Total OP & M	723,821			723,821	356,244	723,821	-
Debt Service							-
Interagency Transfers	420,380			420,380	419,064	420,380	-
Revenue/Expenditures							-
Other	546,725		(127,081)	419,644	391,295	419,644	-
Total Expenditures By Function	9,569,109	-	(127,081)	9,442,028	6,018,733	9,442,028	-
Surplus (Deficit) for Period	-	-	-	-	1,215,761	-	-
Object Expenditures:							
Regular Salaries	4,634,448			4,634,448	2,999,276	4,634,448	-
Other Compensation	768,638			768,638	338,504	768,638	-
Related Benefits	2,281,570			2,281,570	1,314,367	2,281,570	-
Total Personal Services	7,684,656			7,684,656	4,652,147	7,684,656	-
Travel	42,426			42,426	31,780	42,426	-
Operating Services	498,477			498,477	283,779	498,477	-
Supplies	42,725			42,725	38,661	42,725	-
Professional Services	6,062			6,062	3,358	6,062	-
Other Charges	779,605		(127,081)	652,524	533,405	652,524	-
Capital Outlay	8,500			8,500		8,500	-
Library Acquisitions	11,277			11,277		11,277	-
Other & Transfers	495,381			495,381	475,603	495,381	-
Total Expenditures By Object	9,569,109	-	(127,081)	9,442,028	6,018,733	9,442,028	-
Surplus (Deficit) for Period	-	-	-	-	1,215,761	-	-

* BA-7s submitted but not approved
- (BA-7 description)
- (BA-7 description)
- Total

I certify that the above information is true and correct to the best of my knowledge.

HEAD OF AGENCY


(Signature)

4/7/17
(Date)

LOUISIANA COMMUNITY AND TECHNICAL COLLEGE SYSTEM
UNRESTRICTED OPERATING REVENUE AND EXPENDITURE ANALYSIS
FOR QUARTER ENDED: March 31, 2017
Delgado Community College


	Original Approved Budget	BA-7's Approved by LCTCS Board but not approved by OPB *	OPB Approved BA-7's	Current Revised Budget	Actual YTD For Quarter Ended 3/31/17	Estimated Fiscal Year Totals as of 6/30/17	Favorable (Unfavorable) Est. Fiscal Year Totals
Means of Financing:							
State General Fund Direct Due From Board / DOA	25,156,147		(402,833)	24,753,314	20,612,015	24,753,314	-
Statutory Dedications	1,349,376			1,349,376	634,421	1,349,376	-
Gifts and Donations							-
Federal Funds							-
Interagency Transfers	319,900			319,900	185,391	319,900	-
Self - Generated Revenues	56,939,518	(2,000,000)	-	54,939,518	45,117,451	50,391,878	(4,547,640)
TOTAL	83,764,941	(2,000,000)	(402,833)	81,362,108	66,549,278	76,814,468	(4,547,640)
Functional Expenditures:							
Instruction	41,870,193	(600,000)		41,270,193	29,472,912	40,089,996	1,180,197
Research							-
Public Service							-
Academic Support	8,031,736			8,031,736	4,844,219	6,589,261	1,442,475
Total RIRA	49,901,929	(600,000)	-	49,301,929	34,317,130	46,679,256	2,622,673
Student Services	5,178,366			5,178,366	3,159,257	4,297,322	881,044
Institutional Support	12,489,650	(1,400,000)	(402,833)	10,686,817	9,446,682	12,529,779	(1,842,962)
Scholarships & Fellowships	1,675,000			1,675,000			1,675,000
Total GAGE	19,343,016	(1,400,000)	(402,833)	17,540,183	12,605,939	16,827,101	713,082
Library	1,577,630			1,577,630	1,199,981	1,632,252	(54,622)
Plant Operations/Maintenance	10,448,101			10,448,101	7,770,164	10,569,226	(121,125)
Total OP & M	12,025,731			12,025,731	8,970,145	12,201,478	(175,747)
Debt Service							-
Interagency Transfers	2,174,365			2,174,365	578,381	786,733	1,387,632
Revenue/Expenditures							-
Other	319,900			319,900		319,900	-
Total Expenditures By Function	83,764,941	(2,000,000)	(402,833)	81,362,108	56,471,595	76,814,468	4,547,640
Surplus (Deficit) for Period	-	-	-	-	10,077,683	0	0
Object Expenditures:							
Regular Salaries	47,456,269	(1,500,000)	(300,621)	45,655,648	33,461,619	44,759,443	896,205
Other Compensation							-
Related Benefits	19,088,314	(500,000)	(102,212)	18,486,102	12,685,743	17,830,438	855,664
Total Personal Services	66,544,583	(2,000,000)	(402,833)	64,141,750	46,147,362	62,389,881	1,751,869
Travel	224,000			224,000	117,774	150,000	74,000
Operating Services	9,804,722			9,804,722	7,736,905	10,505,000	(700,278)
Supplies	1,164,380			1,164,380	669,897	840,000	324,380
Professional Services	1,401,738			1,401,738	686,347	896,301	505,437
Other Charges	3,118,339			3,118,339	100,889	165,000	2,953,339
Capital Outlay	433,793			433,793	252,149	819,900	(386,107)
Library Acquisitions	225,000			225,000	181,892	200,000	25,000
Other & Transfers (LCTCS)	848,386			848,386	578,381	848,386	-
Total Expenditures By Object	83,764,941	(2,000,000)	(402,833)	81,362,108	56,471,595	76,814,468	4,547,640
Surplus (Deficit) for Period	-	-	-	-	10,077,683	-	-

* BA-7s submitted but not approved
- (BA-7 description)
- (BA-7 description)
- Total

I certify that the above information is true and correct to the best of my knowledge.

RL

HEAD OF AGENCY



(Signature)

(Date)

**LOUISIANA COMMUNITY AND TECHNICAL COLLEGE SYSTEM
UNRESTRICTED OPERATING REVENUE AND EXPENDITURE ANALYSIS
FOR QUARTER ENDED: March 31, 2017
L.E. Fletcher Technical Community College**

	Original Approved Budget	BA-7's Approved by LCTCS Board but not approved by OPB *	OPB Approved BA-7's	Current Revised Budget	Actual YTD For Quarter Ended 03/31/17	Estimated Fiscal Year Totals as of 6/30/17	Favorable (Unfavorable) Est. Fiscal Year Totals
Means of Financing:							
State General Fund Direct Due From Board / DOA	3,166,341		(50,704)	3,115,637	2,594,383	3,115,637	-
Statutory Dedications	138,658			138,658	65,191	138,658	-
Gifts and Donations							-
Federal Funds							-
Interagency Transfers							-
Self - Generated Revenues	5,883,195	-	-	5,883,195	5,835,831	5,883,195	-
TOTAL	9,188,194	-	(50,704)	9,137,490	8,595,405	9,137,490	-
Functional Expenditures:							
Instruction	4,960,241		(50,704)	4,909,537	2,819,652	4,909,537	-
Research							-
Public Service							-
Academic Support	821,179			821,179	557,925	821,179	-
Total RIRA	5,781,420	-	(50,704)	5,730,716	3,377,577	5,730,716	-
Student Services	687,821			687,821	425,877	687,821	-
Institutional Support	1,667,031			1,667,031	1,307,839	1,667,031	-
Scholarships & Fellowships	150,000			150,000	145,232	150,000	-
Total GAGE	2,504,852	-	-	2,504,852	1,878,748	2,504,852	-
Library							-
Plant Operations/Maintenance	550,894			550,894	558,756	550,894	-
Total OP & M	550,894	-	-	550,894	558,756	550,894	-
Debt Service							-
Interagency Transfers	351,028			351,028	257,359	351,028	-
Revenue/Expenditures							-
Other							-
Total Expenditures By Function	9,188,194	-	(50,704)	9,137,490	6,070,440	9,137,490	-
Surplus (Deficit) for Period	-	-	-	-	2,524,965	-	-
Object Expenditures:							
Regular Salaries	5,036,870		(36,217)	5,000,653	3,514,557	5,000,653	-
Other Compensation							-
Related Benefits	2,012,139		(14,487)	1,997,652	1,388,621	1,997,652	-
Total Personal Services	7,049,009	-	(50,704)	6,998,305	4,901,178	6,998,305	-
Travel	42,046			42,046	12,608	42,046	-
Operating Services	984,947			984,947	559,094	984,947	-
Supplies	72,204			72,204	28,598	72,204	-
Professional Services	309,265			309,265	43,053	309,265	-
Other Charges	266,796			266,796	247,480	266,796	-
Capital Outlay	214,655			214,655	19,404	214,655	-
Library Acquisitions							-
Other & Transfers	269,272			269,272	259,027	269,272	-
Total Expenditures By Object	9,188,194	-	(50,704)	9,137,490	6,070,440	9,137,490	-
Surplus (Deficit) for Period	-	-	-	-	2,524,965	-	-


* BA-7s submitted but not approved
 - (BA-7 description)
 - (BA-7 description)
 - Total

I certify that the above information is true and correct to the best of my knowledge.

HEAD OF AGENCY

(Signature)

(Date)

 4/19/17


LOUISIANA COMMUNITY AND TECHNICAL COLLEGE SYSTEM
UNRESTRICTED OPERATING REVENUE AND EXPENDITURE ANALYSIS
FOR QUARTER ENDED: March 31, 2017
Louisiana Delta Community College

	Original Approved Budget	BA-7's Approved by LCTCS Board but not approved by OPB *	OPB Approved BA-7's	Current Revised Budget	Actual YTD For Quarter Ended 3/31/2017	Estimated Fiscal Year Totals as of 6/30/17	Favorable (Unfavorable) Est. Fiscal Year Totals
Means of Financing:							
State General Fund Direct	7,637,236		(122,297)	7,514,939	6,257,668	7,514,939	-
Due From Board / DOA				-			-
Statutory Dedications	426,555			426,555	200,548	426,555	-
Gifts and Donations				-			-
Federal Funds				-			-
Interagency Transfers				-			-
Self - Generated Revenues	10,370,751	-	-	10,370,751	8,849,222	9,591,159	(779,592)
TOTAL	18,434,542	-	(122,297)	18,312,245	15,307,438	17,532,653	(779,592)
Functional Expenditures:							
Instruction	7,806,418			7,806,418	5,769,078	7,692,104	114,314
Research				-			-
Public Service				-			-
Academic Support	792,703			792,703	130,128	713,054	79,649
Total RIRA	8,599,121	-	-	8,599,121	5,899,206	8,405,158	193,963
Student Services	1,817,211			1,817,211	1,252,270	1,509,214	307,997
Institutional Support	5,425,810		(122,297)	5,303,513	3,748,682	5,017,223	286,290
Scholarships & Fellowships	43,496			43,496	17,068	25,695	17,801
Total GAGE	7,286,517	-	(122,297)	7,164,220	5,018,020	6,552,132	612,088
Library				-			-
Plant Operations/Maintenance	2,064,749			2,064,749	1,379,780	2,011,620	53,129
Total OP & M	2,064,749	-	-	2,064,749	1,379,780	2,011,620	53,129
Debt Service				-			-
Interagency Transfers	484,155			484,155	349,894	484,155	-
Revenue/Expenditures				-			-
Other				-			-
Total Expenditures By Function	18,434,542	-	(122,297)	18,312,245	12,646,900	17,453,065	859,180
Surplus (Deficit) for Period	-	-	-	-	2,660,538	79,588	79,588
Object Expenditures:							
Regular Salaries	9,600,849		(75,750)	9,525,099	6,676,890	9,236,152	288,947
Other Compensation				-	147,802	204,455	(204,455)
Related Benefits	4,279,887		(31,547)	4,248,340	3,006,901	4,159,450	88,890
Total Personal Services	13,880,736	-	(107,297)	13,773,439	9,831,593	13,600,057	173,382
Travel	84,133		(15,000)	69,133	30,321	41,943	27,190
Operating Services	2,571,572			2,571,572	1,967,455	2,721,583	(150,011)
Supplies	272,694			272,694	125,627	173,779	98,915
Professional Services	145,411			145,411	74,218	102,666	42,745
Other Charges	642,533			642,533	379,032	482,904	159,629
Capital Outlay	126,600			126,600	58,476	80,893	45,707
Library Acquisitions				-			-
Other & Transfers	710,863			710,863	180,178	249,240	461,623
Total Expenditures By Object	18,434,542	-	(122,297)	18,312,245	12,646,900	17,453,065	859,180
Surplus (Deficit) for Period	-	-	-	-	2,660,538	79,588	79,588

* BA-7s submitted but not approved
 - (BA-7 description)
 - (BA-7 description)
 - Total

I certify that the above information is true and correct to the best of my knowledge.

HEAD OF AGENCY


 (Signature)

4/5/17
 (Date)

LOUISIANA COMMUNITY AND TECHNICAL COLLEGE SYSTEM
UNRESTRICTED OPERATING REVENUE AND EXPENDITURE ANALYSIS
FOR QUARTER ENDED: March 31, 2017
Elaine P. Nunez Community College

	Original Approved Budget	BA-7's Approved by LCTCS Board but not approved by OPB *	OPB Approved BA-7's	Current Revised Budget	Actual YTD For Quarter Ended 3/31/17	Estimated Fiscal Year Totals as of 3/31/17	Favorable (Unfavorable) Est. Fiscal Year Totals
Means of Financing:							
State General Fund Direct Due From Board / DOA	3,445,379		(55,172)	3,390,207	2,823,016	3,390,207	-
Statutory Dedications	154,822			154,822	72,791	154,822	-
Gifts and Donations							-
Federal Funds							-
Interagency Transfers							-
Self - Generated Revenues	5,973,568	-	-	5,973,568	5,397,967	5,833,176	(140,392)
TOTAL	9,573,769	-	(55,172)	9,518,597	8,293,774	9,378,205	(140,392)
Functional Expenditures:							
Instruction	4,312,063		(55,172)	4,256,891	2,812,522	4,116,499	140,392
Research							-
Public Service							-
Academic Support	775,309			775,309	523,144	775,309	-
Total RIRA	5,087,372	-	(55,172)	5,032,200	3,335,666	4,891,808	140,392
Student Services	718,445			718,445	501,942	718,445	-
Institutional Support	1,907,728			1,907,728	1,411,715	1,907,728	-
Scholarships & Fellowships	113,550			113,550	113,195	113,550	-
Total GAGE	2,739,721	-	-	2,739,721	2,026,852	2,739,721	-
Library							-
Plant Operations/Maintenance	1,419,024			1,419,024	930,377	1,419,024	-
Total OP & M	1,419,024	-	-	1,419,024	930,377	1,419,024	-
Debt Service							-
Interagency Transfers	327,652			327,652	251,207	327,652	-
Revenue/Expenditures							-
Other							-
Total Expenditures By Function	9,573,769	-	(55,172)	9,518,597	6,544,102	9,378,205	140,392
Surplus (Deficit) for Period	-	-	-	-	1,749,672	-	-
Object Expenditures:							
Regular Salaries	5,778,446		(43,785)	5,734,661	4,017,340	5,624,661	110,000
Other Compensation							-
Related Benefits	2,241,205		(11,387)	2,229,818	1,416,563	2,199,426	30,392
Total Personal Services	8,019,651	-	(55,172)	7,964,479	5,433,903	7,824,087	140,392
Travel	25,445			25,445	10,465	25,445	-
Operating Services	772,926			772,926	506,302	772,926	-
Supplies	125,357			125,357	61,918	125,357	-
Professional Services	37,188			37,188	76,665	87,188	(50,000)
Other Charges	273,845			273,845	128,935	223,845	50,000
Capital Outlay	63,000			63,000	54,487	63,000	-
Library Acquisitions	38,000			38,000	20,220	38,000	-
Other & Transfers	218,357			218,357	251,207	218,357	-
Total Expenditures By Object	9,573,769	-	(55,172)	9,518,597	6,544,102	9,378,205	140,392
Surplus (Deficit) for Period	-	-	-	-	1,749,672	-	-

* BA-7s submitted but not approved
- (BA-7 description)
- (BA-7 description)
- Total

I certify that the above information is true and correct to the best of my knowledge.

HEAD OF AGENCY

Thomas A Warner 4/06/17
(Signature) (Date)

LOUISIANA COMMUNITY AND TECHNICAL COLLEGE SYSTEM
UNRESTRICTED OPERATING REVENUE AND EXPENDITURE ANALYSIS
FOR QUARTER ENDED: March 31, 2017
Northshore Technical Community College

	Original Approved Budget	BA-7's Approved by LCTCS Board but not approved by OPB *	OPB Approved BA-7's	Current Revised Budget	Actual YTD For Quarter Ended 03/31/17	Estimated Fiscal Year Totals as of 6/30/17	Favorable (Unfavorable) Est. Fiscal Year Totals
Means of Financing:							
State General Fund Direct	5,038,565		(80,684)	4,957,881	3,708,533	4,957,881	-
Due From Board / DOA				-			-
Statutory Dedications	237,395			237,395	91,463	237,395	-
Gifts and Donations				-			-
Federal Funds				-			-
Interagency Transfers				-			-
Self - Generated Revenues	5,800,000	1,243,620	-	7,043,620	6,892,514	7,043,620	-
TOTAL	11,075,960	1,243,620	(80,684)	12,238,896	10,692,510	12,238,896	-
Functional Expenditures:							
Instruction	5,239,070	1,243,620	(80,684)	6,402,006	4,358,824	6,402,006	-
Research				-			-
Public Service				-			-
Academic Support	877,126	-		877,126	514,588	877,126	-
Total RIRA	6,116,196	1,243,620	(80,684)	7,279,132	4,873,412	7,279,132	-
Student Services	1,184,226		-	1,184,226	853,903	1,184,226	-
Institutional Support	2,212,127			2,212,127	1,696,292	2,212,127	-
Scholarships & Fellowships	28,215			28,215		28,215	-
Total GAGE	3,424,568	-	-	3,424,568	2,550,196	3,424,568	-
Library	179,926			179,926	105,781	179,926	-
Plant Operations/Maintenance	809,836			809,836	679,130	809,836	-
Total OP & M	989,762	-	-	989,762	784,911	989,762	-
Debt Service				-			-
Interagency Transfers	545,434			545,434	505,875	545,434	-
Revenue/Expenditures				-			-
Other				-			-
Total Expenditures By Function	11,075,960	1,243,620	(80,684)	12,238,896	8,714,393	12,238,896	-
Surplus (Deficit) for Period	-	-	-	-	1,978,116	-	-
Object Expenditures:							
Regular Salaries	6,585,533	895,407	(58,138)	7,422,802	5,205,051	7,422,802	-
Other Compensation				-			-
Related Benefits	2,763,675	348,213	(22,546)	3,089,342	2,061,850	3,089,342	-
Total Personal Services	9,349,208	1,243,620	(80,684)	10,512,144	7,266,901	10,512,144	-
Travel	45,532			45,532	36,757	45,532	-
Operating Services	590,447			590,447	540,030	590,447	-
Supplies	290,629			290,629	235,608	290,629	-
Professional Services	22,794			22,794	14,764	22,794	-
Other Charges	28,215			28,215		28,215	-
Capital Outlay	23,775			23,775	8,677	23,775	-
Library Acquisitions	179,926			179,926	105,781	179,926	-
Other & Transfers	545,434			545,434	505,875	545,434	-
Total Expenditures By Object	11,075,960	1,243,620	(80,684)	12,238,896	8,714,393	12,238,896	-
Surplus (Deficit) for Period	-	-	-	-	1,978,116	-	-

* BA-7s submitted but not approved
- (BA-7 description)
- (BA-7 description)
- Total

* Will need to request additional self-generated budget authority
I certify that the above information is true and correct to the best of my knowledge.

HEAD OF AGENCY William J. W. [Signature] 4/6/17
(Signature) (Date)


LOUISIANA COMMUNITY AND TECHNICAL COLLEGE SYSTEM
UNRESTRICTED OPERATING REVENUE AND EXPENDITURE ANALYSIS
FOR QUARTER ENDED: March 31, 2017
Northwest Louisiana Technical College

	Original Approved Budget	BA-7's Approved by LCTCS Board but not approved by OPB *	OPB Approved BA-7's	Current Revised Budget	Actual YTD For Quarter Ended 03/31/17	Estimated Fiscal Year Totals as of 5/30/17	Favorable (Unfavorable) Est. Fiscal Year Totals
Means of Financing:							
State General Fund Direct	6,037,662		(96,853)	5,940,829	4,947,053	6,940,629	-
Due From Board - DOA				-	-	-	-
Statutory Dedications	342,997			342,997	161,263	342,997	-
Gifts and Donations				-	-	-	-
Federal Funds				-	-	-	-
Interagency Transfers				-	-	-	-
Self - Generated Revenues	3,300,900			3,300,900	2,745,003	3,300,900	-
TOTAL	9,681,579	-	(96,853)	9,584,726	7,853,319	9,584,726	-
Functional Expenditures:							
Instruction	4,123,902		(33,726)	4,090,176	2,912,190	4,090,176	-
Research				-	-	-	-
Public Service				-	-	-	-
Academic Support	23,005			23,005	23,005	23,005	-
Total RIRA	4,146,907		(33,726)	4,113,181	2,935,195	4,113,181	-
Student Services	1,131,540		(22,130)	1,109,360	639,657	1,109,360	-
Institutional Support	2,777,078		(25,026)	2,752,050	1,436,285	2,752,050	-
Scholarships & Fellowships	14,750			14,750	5,258	14,750	-
Total GAGE	3,923,368		(47,216)	3,976,150	2,081,400	3,976,150	-
Library				-	-	-	-
Plant Operations/Maintenance	1,220,245		(15,911)	1,204,334	612,721	1,204,334	-
Total OP & M	1,220,245		(15,911)	1,204,334	612,721	1,204,334	-
Debt Service				-	-	-	-
Interagency Transfers	391,061			391,061	380,662	391,061	-
Revenue Expenditures				-	-	-	-
Other				-	-	-	-
Total Expenditures By Function	9,681,579	-	(96,853)	9,584,726	5,909,968	9,584,726	-
Surplus (Deficit) for Period	-	-	-	-	1,943,351	-	-
Object Expenditures:							
Regular Salaries	4,360,624		(61,411)	4,299,113	2,954,834	4,299,113	-
Other Compensation				-	-	-	-
Related Benefits	2,746,712		(35,442)	2,713,270	1,701,052	2,713,270	-
Total Personal Services	7,107,336		(96,853)	7,012,383	4,655,886	7,012,383	-
Travel	26,718			26,718	14,871	26,718	-
Operating Services	1,144,876			1,144,876	614,371	1,144,876	-
Supplies	192,367			192,367	56,085	192,367	-
Professional Services	85,193			85,193	61,652	85,193	-
Other Charges	636,815			636,815	128,441	636,815	-
Capital Outlay	25,300			25,300	-	25,300	-
Library Acquisitions				-	-	-	-
Other & Transfers	471,054			471,054	389,632	471,054	-
Total Expenditures By Object	9,681,579	-	(96,853)	9,584,726	5,909,968	9,584,726	-
Surplus (Deficit) for Period	-	-	-	-	1,943,351	-	-

* BA-7s submitted but not approved
- (BA-7 description)
- (BA-7 description)
- Total

I certify that the above information is true and correct to the best of my knowledge.

HEAD OF AGENCY


(Signature) (Date)


LOUISIANA COMMUNITY AND TECHNICAL COLLEGE SYSTEM
UNRESTRICTED OPERATING REVENUE AND EXPENDITURE ANALYSIS
FOR QUARTER ENDED: March 31, 2017
River Parishes Community College

	Original Approved Budget	BA-7's Approved by LCTCS Board but not approved by OPB *	OPB Approved BA-7's	Current Revised Budget	Actual YTD For Quarter Ended 3/31/2017	Estimated Fiscal Year Totals as of 6/30/17	Favorable (Unfavorable) Est. Fiscal Year Totals
Means of Financing:							
State General Fund Direct	3,191,701		(51,110)	3,140,591	2,615,162	3,140,591	-
Due From Board / DOA				-			-
Statutory Dedications	140,903			140,903	66,247	140,903	-
Gifts and Donations				-			-
Federal Funds				-			-
Interagency Transfers				-			-
Self - Generated Revenues	6,142,431	-	-	6,142,431	8,430,320	8,430,320	2,287,889
TOTAL	9,475,035	-	(51,110)	9,423,925	11,111,728	11,711,814	2,287,889
Functional Expenditures:							
Instruction	3,657,618			3,657,618	2,580,949	3,672,221	(14,603)
Research				-			-
Public Service				-			-
Academic Support	568,598		(51,110)	517,488	188,313	342,645	174,843
Total RIRA	4,226,216	-	(51,110)	4,175,106	2,769,262	4,014,866	160,240
Student Services	914,588			914,588	472,670	762,732	151,856
Institutional Support	1,858,739			1,858,739	1,312,441	1,858,739	-
Scholarships & Fellowships	1,125,000			1,125,000	879,745	1,016,968	108,032
Total GAGE	3,898,327	-	-	3,898,327	2,664,856	3,638,439	259,888
Library	253,462			253,462	173,508	235,486	17,976
Plant Operations/Maintenance	914,943			914,943	617,056	914,943	-
Total OP & M	1,168,405	-	-	1,168,405	790,564	1,150,429	17,976
Debt Service				-			-
Interagency Transfers	182,087			182,087	182,087	182,087	-
Revenue/Expenditures				-			-
Other				-			-
Total Expenditures By Function	9,475,035	-	(51,110)	9,423,925	6,406,769	8,985,821	438,104
Surplus (Deficit) for Period	-	-	-	-	4,704,959	2,725,993	2,725,993
Object Expenditures:							
Regular Salaries	4,692,612		(51,110)	4,641,502	3,050,985	4,340,283	301,219
Other Compensation				-			-
Related Benefits	1,782,836			1,782,836	1,073,741	1,759,676	23,160
Total Personal Services	6,475,448	-	(51,110)	6,424,338	4,124,726	6,099,959	324,379
Travel	30,500			30,500	15,181	30,500	-
Operating Services	2,092,000			2,092,000	736,907	1,551,916	540,084
Supplies	290,000			290,000	246,210	287,286	2,714
Professional Services	390,000			390,000	221,913	331,573	58,427
Other Charges	12,500			12,500	879,745	500,000	(487,500)
Capital Outlay				-			-
Library Acquisitions	2,500			2,500	-	2,500	-
Other & Transfers	182,087			182,087	182,087	182,087	-
Total Expenditures By Object	9,475,035	-	(51,110)	9,423,925	6,406,769	8,985,821	438,104
Surplus (Deficit) for Period	-	-	-	-	4,704,959	2,725,993	2,725,993

* BA-7s submitted but not approved
- (BA-7 description)
- (BA-7 description)
- Total

I certify that the above information is true and correct to the best of my knowledge.

HEAD OF AGENCY


(Signature)

(Date)

4-26-17

LOUISIANA COMMUNITY AND TECHNICAL COLLEGE SYSTEM
UNRESTRICTED OPERATING REVENUE AND EXPENDITURE ANALYSIS
FOR QUARTER ENDED: March 31, 2017
South Central Louisiana Technical College

	Original Approved Budget	BA-7's Approved by LCTCS Board but not approved by OPB *	OPB Approved BA-7's	Current Revised Budget	Actual YTD For Quarter Ended 3/31/2017	Estimated Fiscal Year Totals as of 6/30/17	Favorable (Unfavorable) Est. Fiscal Year Totals
Means of Financing:							
State General Fund Direct	3,983,345		(63,787)	3,919,558	3,263,805	3,919,558	-
Due From Board / DOA				-			-
Statutory Dedications	212,517			212,517	99,917	212,517	-
Gifts and Donations				-			-
Federal Funds				-			-
Interagency Transfers				-			-
Self - Generated Revenues	4,048,606	-	-	4,048,606	3,355,754	4,048,606	-
TOTAL	8,244,468	-	(63,787)	8,180,681	6,719,476	8,180,681	-
Functional Expenditures:							
Instruction	3,827,675		(31,112)	3,796,563	3,161,051	3,796,563	-
Research				-			-
Public Service				-			-
Academic Support				-			-
Total RIRA	3,827,675	-	(31,112)	3,796,563	3,161,051	3,796,563	-
Student Services	938,158			938,158	749,860	938,158	-
Institutional Support	2,352,989			2,352,989	1,950,081	2,352,989	-
Scholarships & Fellowships	32,810			32,810	32,810	32,810	-
Total GAGE	3,323,957	-	-	3,323,957	2,732,550	3,323,957	-
Library				-			-
Plant Operations/Maintenance	751,874		(32,675)	719,299	527,238	719,299	-
Total OP & M	751,874	-	(32,675)	719,299	527,238	719,299	-
Debt Service				-			-
Interagency Transfers	84,720			84,720	69,584	84,720	-
Revenue/Expenditures				-			-
Other	256,142			256,142	229,053	256,142	-
Total Expenditures By Function	8,244,468	-	(63,787)	8,180,681	6,719,476	8,180,681	-
Surplus (Deficit) for Period	-	-	-	-	(0)	-	-
Object Expenditures:							
Regular Salaries	4,714,520		(31,112)	4,683,408	3,983,322	4,683,408	-
Other Compensation				-			-
Related Benefits	1,965,040			1,965,040	1,738,568	1,965,040	-
Total Personal Services	6,679,560	-	(31,112)	6,648,448	5,721,890	6,648,448	-
Travel	27,440			27,440	23,986	27,440	-
Operating Services	858,609			858,609	495,578	858,609	-
Supplies	191,883		(32,675)	159,208	97,582	159,208	-
Professional Services	94,129			94,129	40,175	94,129	-
Other Charges				-			-
Capital Outlay	13,335			13,335	4,235	13,335	-
Library Acquisitions				-			-
Other & Transfers	379,512			379,512	336,031	379,512	-
Total Expenditures By Object	8,244,468	-	(63,787)	8,180,681	6,719,476	8,180,681	-
Surplus (Deficit) for Period	-	-	-	-	(0)	-	-

* BA-7s submitted but not approved
- (BA-7 description)
- (BA-7 description)
- Total

I certify that the above information is true and correct to the best of my knowledge.

HEAD OF AGENCY


(Signature)

4/25/17
(Date)

LOUISIANA COMMUNITY AND TECHNICAL COLLEGE SYSTEM
UNRESTRICTED OPERATING REVENUE AND EXPENDITURE ANALYSIS
FOR QUARTER ENDED: March 31, 2017
South Louisiana Community College

	Original Approved Budget	BA-7's Approved by LCTCS Board but not approved by OPB *	OPB Approved BA-7's	Current Revised Budget	Actual YTD For Quarter Ended 03/31/17	Estimated Fiscal Year Totals as of 6/30/17	Favorable (Unfavorable) Est. Fiscal Year Totals
Means of Financing:							
State General Fund Direct Due From Board / DOA	12,240,139		(196,005)	12,044,134	10,029,116	12,044,134	-
Statutory Dedications	691,090			691,090	324,921	691,090	-
Gifts and Donations							-
Federal Funds							-
Interagency Transfers							-
Self - Generated Revenues	16,374,846	-	-	16,374,846	\$16,206,823	\$16,374,846	-
TOTAL	29,306,075	-	(196,005)	29,110,070	26,560,860	29,110,070	-
Functional Expenditures:							
Instruction	14,859,539			14,859,539	9,823,423	14,859,539	-
Research							-
Public Service							-
Academic Support	1,378,174			1,378,174	1,098,802	1,378,174	-
Total RIRA	16,237,713	-	-	16,237,713	10,922,225	16,237,713	-
Student Services	3,243,799			3,243,799	2,048,688	3,243,799	-
Institutional Support	5,859,844		(196,005)	5,663,839	3,697,810	5,663,839	-
Scholarships & Fellowships	600,000			600,000			600,000
Total GAGE	9,703,643	-	(196,005)	9,507,638	5,746,498	8,907,638	600,000
Library	461,200			461,200	210,139	461,200	-
Plant Operations/Maintenance	2,222,608			2,222,608	2,721,414	2,822,608	(600,000)
Total OP & M	2,683,808	-	-	2,683,808	2,931,553	3,283,808	(600,000)
Debt Service	-			-	-	-	-
Interagency Transfers	680,911			680,911	660,984	680,911	-
Revenue/Expenditures	-			-	-	-	-
Other	-			-	-	-	-
Total Expenditures By Function	29,306,075	-	(196,005)	29,110,070	20,261,260	29,110,070	-
Surplus (Deficit) for Period	-	-	-	-	6,299,600	-	-
Object Expenditures:							
Regular Salaries	14,710,951		(143,552)	14,567,399	10,895,756	14,567,399	-
Other Compensation	196,100			196,100	153,622	196,100	-
Related Benefits	7,840,856		(52,453)	7,788,403	4,665,847	7,788,403	-
Total Personal Services	22,747,907	-	(196,005)	22,551,902	15,715,225	22,551,902	-
Travel	110,100			110,100	133,218	150,000	(39,900)
Operating Services	3,366,461			3,366,461	2,261,418	3,849,307	(482,846)
Supplies	272,746			272,746	316,924	350,000	(77,254)
Professional Services	1,138,850			1,138,850	378,840	538,850	600,000
Other Charges	900,000			900,000	226,996	300,000	600,000
Capital Outlay	-			-	560,555	600,000	(600,000)
Library Acquisitions	89,100			89,100	7,100	89,100	-
Other & Transfers	680,911			680,911	660,984	680,911	-
Total Expenditures By Object	29,306,075	-	(196,005)	29,110,070	20,261,260	29,110,070	-
Surplus (Deficit) for Period	-	-	-	-	6,299,600	-	-

* BA-7s submitted but not approved
- (BA-7 description)
- (BA-7 description)
- Total

I certify that the above information is true and correct to the best of my knowledge.

HEAD OF AGENCY Natalie Moran 4-5-17
(Signature) (Date)


LOUISIANA COMMUNITY AND TECHNICAL COLLEGE SYSTEM
UNRESTRICTED OPERATING REVENUE AND EXPENDITURE ANALYSIS
FOR QUARTER ENDED: March 31, 2017
Sowela Technical Community College

	Original Approved Budget	BA-7's Approved by LCTCS Board but not approved by OPB *	OPB Approved BA-7's	Current Revised Budget	Actual YTD For Quarter Ended 3/31/2017	Estimated Fiscal Year Totals as of 6/30/17	Favorable (Unfavorable) Est. Fiscal Year Totals
Means of Financing:							
State General Fund Direct	6,793,216		(108,782)	6,684,434	5,566,110	6,684,434	-
Due From Board / DOA				-			-
Statutory Dedications	835,102			835,102	569,697	835,102	-
Gifts and Donations				-			-
Federal Funds				-			-
Interagency Transfers				-			-
Self - Generated Revenues	8,396,056	-	800,000	9,196,056	8,457,316	9,196,056	-
TOTAL	16,024,374	-	691,218	16,715,592	14,593,123	16,715,592	-
Functional Expenditures:							
Instruction	6,768,236		300,000	7,068,236	5,160,326	7,068,236	-
Research				-			-
Public Service				-			-
Academic Support	1,778,869			1,778,869	1,200,814	1,778,869	-
Total RIRA	8,547,105	-	300,000	8,847,105	6,361,140	8,847,105	-
Student Services	1,489,428			1,489,428	829,503	1,489,428	-
Institutional Support	3,844,567		(58,782)	3,785,785	2,526,880	3,785,785	-
Scholarships & Fellowships	37,201			37,201	7,608	37,201	-
Total GAGE	5,371,196	-	(58,782)	5,312,414	3,363,991	5,312,414	-
Library				-			-
Plant Operations/Maintenance	1,793,195		450,000	2,243,195	1,358,267	2,243,195	-
Total OP & M	1,793,195	-	450,000	2,243,195	1,358,267	2,243,195	-
Debt Service				-			-
Interagency Transfers	312,878			312,878	309,560	312,878	-
Revenue/Expenditures				-			-
Other				-			-
Total Expenditures By Function	16,024,374	-	691,218	16,715,592	11,392,958	16,715,592	-
Surplus (Deficit) for Period	-	-	-	-	3,200,165	-	-
Object Expenditures:							
Regular Salaries	8,804,033		200,000	9,004,033	6,493,853	9,004,033	-
Other Compensation				-			-
Related Benefits	3,680,549		60,000	3,740,549	2,505,957	3,740,549	-
Total Personal Services	12,484,582	-	260,000	12,744,582	8,999,810	12,744,582	-
Travel	129,574			129,574	78,255	129,574	-
Operating Services	1,869,106		291,218	2,160,324	1,250,586	2,160,324	-
Supplies	346,698		40,000	386,698	149,575	386,698	-
Professional Services	139,381			139,381	67,256	139,381	-
Other Charges	454,499			454,499	329,095	454,499	-
Capital Outlay	287,656		100,000	387,656	208,821	387,656	-
Library Acquisitions				-			-
Other & Transfers	312,878			312,878	309,560	312,878	-
Total Expenditures By Object	16,024,374	-	691,218	16,715,592	11,392,958	16,715,592	-
Surplus (Deficit) for Period	-	-	-	-	3,200,165	-	-

* BA-7s submitted but not approved
- (BA-7 description)
- (BA-7 description)
- Total

I certify that the above information is true and correct to the best of my knowledge.

HEAD OF AGENCY


(Signature) (Date) 4/26/17

LOUISIANA COMMUNITY AND TECHNICAL COLLEGE SYSTEM
UNRESTRICTED OPERATING REVENUE AND EXPENDITURE ANALYSIS
FOR QUARTER ENDED: March 31, 2017
LCTCS BOARD OF SUPERVISORS

	Original Approved Budget	BA-7's Approved by LCTCS Board but not approved by OPB *	OPB Approved BA-7's	Current Revised Budget	Actual YTD For Quarter Ended 0/31/17	Estimated Fiscal Year Totals as of 6/30/17	Favorable (Unfavorable) Est. Fiscal Year Totals
Means of Financing:							
State General Fund Direct	9,330,457	-	(2,340,263)	6,990,194	5,820,713	6,990,194	-
Due From Board / DOA	-	-	-	-	-	-	-
Statutory Dedications	10,000,000	-	-	10,000,000	10,000,000	10,000,000	-
Gifts and Donations	-	-	-	-	-	-	-
Federal Funds	-	-	-	-	-	-	-
Interagency Transfers	-	-	-	-	-	-	-
Self - Generated Revenues	-	-	-	-	-	-	-
TOTAL	19,330,457	-	(2,340,263)	16,990,194	15,820,713	16,990,194	-
Functional Expenditures:							
Instruction	-	-	-	-	-	-	-
Research	-	-	-	-	-	-	-
Public Service	-	-	-	-	-	-	-
Academic Support	2,606,644	-	(45,357.67)	2,561,286	1,403,714	2,561,286	-
Total RIRA	2,606,644	-	(45,358)	2,561,286	1,403,714	2,561,286	-
Student Services	-	-	-	-	-	-	-
Institutional Support	3,930,760	-	(68,398.33)	3,862,362	2,116,769	3,862,362	-
Scholarships & Fellowships	-	-	-	-	-	-	-
Total GAGE	3,930,760	-	(68,398)	3,862,362	2,116,769	3,862,362	-
Library	-	-	-	-	-	-	-
Plant Operations/Maintenance	-	-	-	-	-	-	-
Total OP & M	-	-	-	-	-	-	-
Debt Service	-	-	-	-	-	-	-
Interagency Transfers	2,793,053	-	(2,226,507)	566,546	543,831	566,546	-
Revenue/Expenditures	-	-	-	-	-	-	-
Other	10,000,000	-	-	10,000,000	7,485,000	10,000,000	-
Total Expenditures By Function	19,330,457	-	(2,340,263)	16,990,194	11,549,314	16,990,194	-
Surplus (Deficit) for Period	-	-	-	-	4,271,400	-	-
Object Expenditures:							
Regular Salaries	2,807,686	-	(113,756)	2,693,930	2,026,611	2,693,930	-
Other Compensation	-	-	-	-	-	-	-
Related Benefits	1,123,074	-	-	1,123,074	844,875	1,123,074	-
Total Personal Services	3,930,760	-	(113,756)	3,817,004	2,871,486	3,817,004	-
Travel	-	-	-	-	-	-	-
Operating Services	-	-	-	-	-	-	-
Supplies	-	-	-	-	-	-	-
Professional Services	-	-	-	-	-	-	-
Other Charges	14,833,151	-	(2,226,507)	12,606,644	8,133,997	12,606,644	-
Capital Outlay	-	-	-	-	-	-	-
Library Acquisitions	-	-	-	-	-	-	-
Other & Transfers	566,546	-	-	566,546	543,831	566,546	-
Total Expenditures By Object	19,330,457	-	(2,340,263)	16,990,194	11,549,314	16,990,194	-
Surplus (Deficit) for Period	-	-	-	-	4,271,400	-	-

* BA-7s submitted but not approved
- (BA-7 description)
- (BA-7 description)
- Total

I certify that the above information is true and correct to the best of my knowledge.

HEAD OF AGENCY _____


(Signature)

10/17/2016
(Date)

LOUISIANA COMMUNITY AND TECHNICAL COLLEGE SYSTEM
 UNRESTRICTED OPERATING REVENUE AND EXPENDITURE ANALYSIS
 FOR QUARTER ENDED: March 31, 2017
 LCTCS BOARD OF SUPERVISORS

	Original Approved Budget	BA-7's Approved by LCTCS Board but not approved by OPB *	OPB Approved BA-7's	Current Revised Budget	Actual YTD For Quarter Ended 0/31/17	Estimated Fiscal Year Totals as of 6/30/17	Favorable (Unfavorable) Est. Fiscal Year Totals
Means of Financing:							
State General Fund Direct	1,287,012	-	(20,609)	1,266,403	1,054,530	1,266,403	-
Due From Board / DOA	-	-	-	-	-	-	-
Statutory Dedications	-	-	-	-	-	-	-
Gifts and Donations	-	-	-	-	-	-	-
Federal Funds	-	-	-	-	-	-	-
Interagency Transfers	-	-	-	-	-	-	-
Self - Generated Revenues	-	-	-	-	-	-	-
TOTAL	1,287,012	-	(20,609)	1,266,403	1,054,530	1,266,403	-
Functional Expenditures:							
Instruction							-
Research							-
Public Service							-
Academic Support	976,000			976,000	747,266	976,000	-
Total RIRA	976,000	-	-	976,000	747,266	976,000	-
Student Services							-
Institutional Support	311,012		(20,609)	290,403	4,662	290,403	-
Scholarships & Fellowships							-
Total GAGE	311,012	-	(20,609)	290,403	4,662	290,403	-
Library							-
Plant Operations/Maintenance							-
Total OP & M	-	-	-	-	-	-	-
Debt Service							-
Interagency Transfers							-
Revenue/Expenditures							-
Other							-
Total Expenditures By Function	1,287,012	-	(20,609)	1,266,403	751,927	1,266,403	-
Surplus (Deficit) for Period	-	-	-	-	302,603	-	-
Object Expenditures:							
Regular Salaries	110,000			110,000	82,500	110,000	-
Other Compensation							-
Related Benefits	45,000			45,000	33,750	45,000	-
Total Personal Services	155,000	-	-	155,000	116,250	155,000	-
Travel	4,000			4,000	352	4,000	-
Operating Services	667,000		(20,609)	663,963	663,963	663,963	-
Supplies	2,000			2,000	-	2,000	-
Professional Services	3,000			3,000	3,000	3,000	-
Other Charges	456,012			438,440	705	438,440	-
Capital Outlay							-
Library Acquisitions							-
Other & Transfers							-
Total Expenditures By Object	1,287,012	-	(20,609)	1,266,403	784,270	1,266,403	-
Surplus (Deficit) for Period	-	-	-	-	270,260	-	-

* BA-7s submitted but not approved
 - (BA-7 description)
 - (BA-7 description)
 - Total

I certify that the above information is true and correct to the best of my knowledge.

HEAD OF AGENCY


 (Signature)

1/18/2018
 (Date)