

## LOUISIANA COMMUNITY & TECHNICAL COLLEGE SYSTEM

### *Changing Lives, Creating Futures*

Monty Sullivan  
*System President*

**Officers:**

Timothy W. Hardy  
*Chair*

Stephen Toups  
*First Vice Chair*

Helen Bridges Carter  
*Second Vice Chair*

**Members:**

Tari T. Bradford  
Alterman L. "Chip" Jackson  
Erika McConduit  
Willie L. Mount  
Michael J. Murphy  
N. J. "Woody" Ogé  
Joe Potts  
Paul Price, Jr.  
Stephen C. Smith  
Mark D. Spears, Jr.  
Craig Spohn  
Vincent St. Blanc, III

**Student Members:**

Zachary Hitt  
Darell Richardson

Louisiana  
Community  
& Technical  
College System

265 South Foster Drive  
Baton Rouge, LA 70806

Phone: 225-922-2800  
Fax: 225-922-1185

[www.lctcs.edu](http://www.lctcs.edu)

**TO:** Dr. Monty Sullivan  
LCTCS President

**THROUGH:** Joseph F. Marin *JFM*  
Chief Operations Officer

**FROM:** Joel Watkins  
Director of Budget and Planning

**DATE:** February 20, 2018

**RE:** FY 2017-2018 2<sup>nd</sup> Quarter Financial Status Report

### **FOR BOARD ACTION**

Each quarter a financial status update on all LCTCS colleges and the Board office is presented to the Board. Attached are the 2<sup>nd</sup> quarter financial status reports of all LCTCS entities that reflects the means of financing and expenditures from July 1, 2017 through December 31, 2017. Based on the information, the colleges appear to be spending their funds appropriately as of the end of the 2<sup>nd</sup> quarter.

*Monty Sullivan*  
\_\_\_\_\_  
**Approved for Recommendation to the Board  
Dr. Monty Sullivan, President**

\_\_\_\_\_  
**Date**

**LOUISIANA COMMUNITY AND TECHNICAL COLLEGE SYSTEM**  
**UNRESTRICTED OPERATING REVENUE AND EXPENDITURE ANALYSIS**  
**FOR QUARTER ENDED: December 31, 2017**  
**Bossier Parish Community College**

	Original Approved Budget	BA-7's Approved by LCTCS Board but not approved by OPB *	OPB Approved BA-7's	Current Revised Budget	Actual YTD For Quarter Ended 12/31/17	Estimated Fiscal Year Totals as of 6/30/18	Favorable (Unfavorable) Est. Fiscal Year Totals
<b>Means of Financing:</b>							
State General Fund Direct	10,847,513	-	-	10,847,513	6,176,113	10,847,513	-
Due From Board / DOA	-	-	-	-	-	-	-
Statutory Dedications	389,174	-	-	389,174	118,511	389,174	-
Gifts and Donations	-	-	-	-	-	-	-
Federal Funds	-	-	-	-	-	-	-
Interagency Transfers	-	-	-	-	-	-	-
Self - Generated Revenues	\$24,030,255	\$0	\$0	\$24,030,255	\$15,765,760	\$23,000,000	(1,030,255)
<b>TOTAL</b>	<b>35,286,942</b>	<b>-</b>	<b>-</b>	<b>35,286,942</b>	<b>22,080,385</b>	<b>34,238,687</b>	<b>(1,030,255)</b>
<b>Functional Expenditures:</b>							
Instruction	17,159,334	-	-	17,159,334	7,613,726	17,159,334	-
Research	-	-	-	-	-	-	-
Public Service	262,941	-	-	262,941	133,600	262,941	-
Academic Support	2,012,010	-	-	2,012,010	805,734	2,012,010	-
Total RIRA	19,434,285	-	-	19,434,285	8,553,060	19,434,285	-
Student Services	2,243,257	-	-	2,243,257	932,163	2,213,002	30,255
Institutional Support	7,097,269	-	-	7,097,269	2,302,923	6,597,269	500,000
Scholarships & Fellowships	-	-	-	-	-	-	-
Total GAGE	9,340,526	-	-	9,340,526	3,235,086	8,810,271	530,255
Library	717,705	-	-	717,705	421,201	717,705	-
Plant Operations/Maintenance	4,293,701	-	-	4,293,701	1,321,835	3,793,701	500,000
Total OP & M	5,011,406	-	-	5,011,406	1,743,037	4,511,406	500,000
Debt Service	-	-	-	-	-	-	-
Interagency Transfers	1,480,725	-	-	1,480,725	1,302,595	1,480,725	-
Revenue/Expenditures	-	-	-	-	-	-	-
Other	-	-	-	-	-	-	-
<b>Total Expenditures By Function</b>	<b>35,286,942</b>	<b>-</b>	<b>-</b>	<b>35,286,942</b>	<b>14,833,778</b>	<b>34,238,687</b>	<b>1,030,255</b>
<b>Surplus (Deficit) for Period</b>	<b>-</b>	<b>-</b>	<b>-</b>	<b>-</b>	<b>7,226,806</b>	<b>-</b>	<b>-</b>
<b>Object Expenditures:</b>							
Regular Salaries	15,853,853	-	-	15,853,853	7,404,406	15,853,853	-
Other Compensation	1,274,500	-	-	1,274,500	774,852	1,274,500	-
Related Benefits	6,775,714	-	-	6,775,714	3,251,169	6,775,714	-
Total Personal Services	23,903,867	-	-	23,903,867	11,430,427	23,903,867	-
Travel	217,000	-	-	217,000	118,996	217,000	-
Operating Services	4,108,953	-	-	4,108,953	1,592,432	3,608,953	500,000
Supplies	1,101,320	-	-	1,101,320	210,784	1,101,320	-
Professional Services	985,900	-	-	985,900	165,565	955,845	30,255
Other Charges	3,681,406	-	-	3,681,406	645,558	3,181,406	500,000
Capital Outlay	293,410	-	-	293,410	12,979	293,410	-
Library Acquisitions	-	-	-	-	-	-	-
Other & Transfers	975,086	-	-	975,086	657,036	975,086	-
<b>Total Expenditures By Object</b>	<b>35,286,942</b>	<b>-</b>	<b>-</b>	<b>35,286,942</b>	<b>14,833,778</b>	<b>34,238,687</b>	<b>1,030,255</b>
<b>Surplus (Deficit) for Period</b>	<b>-</b>	<b>-</b>	<b>-</b>	<b>-</b>	<b>7,226,806</b>	<b>-</b>	<b>-</b>

\* BA-7s submitted but not approved  
- (BA-7 description)  
- (BA-7 description)  
- Total

I certify that the above information is true and correct to the best of my knowledge.

HEAD OF AGENCY



(Signature)

1.10.18

(Date)


**LOUISIANA COMMUNITY AND TECHNICAL COLLEGE SYSTEM**  
**UNRESTRICTED OPERATING REVENUE AND EXPENDITURE ANALYSIS**  
**FOR QUARTER ENDED: December 31, 2017**  
**BATON ROUGE COMMUNITY COLLEGE**

	Original Approved Budget	BA-7's Approved by LCTCS Board but not approved by OPB *	OPB Approved BA-7's	Current Revised Budget	Actual YTD For Quarter Ended 12/31/17	Estimated Fiscal Year Totals as of 6/30/18	Favorable (Unfavorable) Est. Fiscal Year Totals
<b>Means of Financing:</b>							
State General Fund Direct	14,432,889			14,432,889	8,217,474	14,432,889	-
Due From Board / DOA	-			-	-	-	-
Statutory Dedications	767,209			767,209	233,630	767,209	-
Gifts and Donations	-			-	-	-	-
Federal Funds	-			-	-	-	-
Interagency Transfers	-			-	-	-	-
Self - Generated Revenues	\$22,900,000	-	-	22,900,000	11,147,259	22,900,000	-
<b>TOTAL</b>	<b>38,100,098</b>	<b>-</b>	<b>-</b>	<b>38,100,098</b>	<b>19,598,363</b>	<b>38,100,098</b>	<b>-</b>
<b>Functional Expenditures:</b>							
Instruction	16,476,490			16,476,490	7,569,455	16,476,490	-
Research	-			-	-	-	-
Public Service	-			-	-	-	-
Academic Support	3,898,307			3,898,307	1,735,835	3,898,307	-
Total RIRA	20,374,797	-	-	20,374,797	9,305,290	20,374,797	-
Student Services	3,940,143			3,940,143	1,599,011	3,940,143	-
Institutional Support	6,072,979			6,072,979	3,066,862	6,072,979	-
Scholarships & Fellowships	-			-	-	-	-
Total GAGE	10,013,122	-	-	10,013,122	4,665,873	10,013,122	-
Library	454,303			454,303	199,171	454,303	-
Plant Operations/Maintenance	5,853,615			5,853,615	2,267,670	5,853,615	-
Total OP & M	6,307,918	-	-	6,307,918	2,466,841	6,307,918	-
Debt Service	-			-	-	-	-
Interagency Transfers	1,404,261			1,404,261	1,371,422	1,404,261	-
Revenue/Expenditures	-			-	-	-	-
Other	-			-	-	-	-
<b>Total Expenditures By Function</b>	<b>38,100,098</b>	<b>-</b>	<b>-</b>	<b>38,100,098</b>	<b>17,809,428</b>	<b>38,100,098</b>	<b>-</b>
<b>Surplus (Deficit) for Period</b>	<b>-</b>	<b>-</b>	<b>-</b>	<b>-</b>	<b>1,788,937</b>	<b>-</b>	<b>-</b>
<b>Object Expenditures:</b>							
Regular Salaries	21,475,504			21,475,504	10,403,427	21,475,504	-
Other Compensation	-			-	-	-	-
Related Benefits	9,318,813			9,318,813	4,006,480	9,318,813	-
Total Personal Services	30,794,317	-	-	30,794,317	14,409,907	30,794,317	-
Travel	14,789			14,789	3,845	14,789	-
Operating Services	4,746,114			4,746,114	1,875,109	4,746,114	-
Supplies	879,859			879,859	36,601	879,859	-
Professional Services	178,503			178,503	73,427	178,503	-
Other Charges	21,000			21,000	7,922	21,000	-
Capital Outlay	61,255			61,255	31,192	61,255	-
Library Acquisitions	-			-	-	-	-
Other & Transfers	1,404,261			1,404,261	1,371,422	1,404,261	-
<b>Total Expenditures By Object</b>	<b>38,100,098</b>	<b>-</b>	<b>-</b>	<b>38,100,098</b>	<b>17,809,425</b>	<b>38,100,098</b>	<b>-</b>
<b>Surplus (Deficit) for Period</b>	<b>-</b>	<b>-</b>	<b>-</b>	<b>-</b>	<b>1,788,938</b>	<b>-</b>	<b>-</b>

\* BA-7s submitted but not approved  
 - (BA-7 description)  
 - (BA-7 description)  
 - Total

I certify that the above information is true and correct to the best of my knowledge.

HEAD OF AGENCY

  
 (Signature)

1-12-18  
 (Date)

**LOUISIANA COMMUNITY AND TECHNICAL COLLEGE SYSTEM**  
**UNRESTRICTED OPERATING REVENUE AND EXPENDITURE ANALYSIS**  
**FOR QUARTER ENDED: December 31, 2017**  
**Central Louisiana Technical Community College**

	Original Approved Budget	BA-7's Approved by LCTCS Board but not approved by OPB *	OPB Approved BA-7's	Current Revised Budget	Actual YTD For Quarter Ended 12/31/17	Estimated Fiscal Year Totals as of 6/30/18	Favorable (Unfavorable) Est. Fiscal Year Totals
<b>Means of Financing:</b>							
State General Fund Direct	6,056,373			6,056,373	3,448,242	6,056,373	-
Due From Board / DOA				-			-
Statutory Dedications	347,497			347,497	105,820	347,497	-
Gifts and Donations				-	6,010		-
Federal Funds				-			-
Interagency Transfers				-	2,418		-
Self - Generated Revenues	\$4,396,323	\$0	\$0	\$4,396,323	\$2,918,045	\$4,396,323	-
<b>TOTAL</b>	<b>10,800,193</b>	<b>-</b>	<b>-</b>	<b>10,800,193</b>	<b>6,480,533</b>	<b>10,800,193</b>	<b>-</b>
<b>Functional Expenditures:</b>							
Instruction	4,904,089			4,904,089	2,425,596	4,904,089	-
Research				-			-
Public Service				-			-
Academic Support	847,385			847,385	266,098	847,385	-
Total RIRA	5,751,474	-	-	5,751,474	2,691,694	5,751,474	-
Student Services	887,966			887,966	594,889	887,966	-
Institutional Support	2,828,945			2,828,945	1,561,636	2,828,945	-
Scholarships & Fellowships				-			-
Total GAGE	3,716,911	-	-	3,716,911	2,156,525	3,716,911	-
Library				-			-
Plant Operations/Maintenance	561,421			561,421	485,748	561,421	-
Total OP & M	561,421	-	-	561,421	485,748	561,421	-
Debt Service				-			-
Interagency Transfers	511,262			511,262		511,262	-
Revenue/Expenditures				-			-
Other	259,125			259,125	241,521	259,125	-
<b>Total Expenditures By Function</b>	<b>10,800,193</b>	<b>-</b>	<b>-</b>	<b>10,800,193</b>	<b>6,575,487</b>	<b>10,800,193</b>	<b>-</b>
<b>Surplus (Deficit) for Period</b>	<b>-</b>	<b>-</b>	<b>-</b>	<b>-</b>	<b>905,047</b>	<b>-</b>	<b>-</b>
<b>Object Expenditures:</b>							
Regular Salaries	5,965,884			5,965,884	2,908,522	5,965,884	-
Other Compensation	768,638			768,638		768,638	-
Related Benefits	2,665,336			2,665,336	1,642,520	2,665,336	-
Total Personal Services	9,399,858	-	-	9,399,858	4,551,042	9,399,858	-
Travel	42,426			42,426	43,760	42,426	-
Operating Services	498,477			498,477	535,127	498,477	-
Supplies	42,725			42,725	97,616	42,725	-
Professional Services	6,063			6,063	27,406	6,063	-
Other Charges	279,605			279,605	66,446	279,605	-
Capital Outlay				-	12,570		-
Library Acquisitions	1,500			1,500		1,500	-
Other & Transfers	529,539			529,539	241,521	529,539	-
<b>Total Expenditures By Object</b>	<b>10,800,193</b>	<b>-</b>	<b>-</b>	<b>10,800,193</b>	<b>6,575,487</b>	<b>10,800,193</b>	<b>-</b>
<b>Surplus (Deficit) for Period</b>	<b>-</b>	<b>-</b>	<b>-</b>	<b>-</b>	<b>905,047</b>	<b>-</b>	<b>-</b>

\* BA-7s submitted but not approved  
- (BA-7 description)  
- (BA-7 description)  
- Total

I certify that the above information is true and correct to the best of my knowledge.

HEAD OF AGENCY

  
(Signature)

1/12/18  
(Date)



**LOUISIANA COMMUNITY AND TECHNICAL COLLEGE SYSTEM**  
**UNRESTRICTED OPERATING REVENUE AND EXPENDITURE ANALYSIS**  
**FOR QUARTER ENDED: December 31, 2017**  
 Delgado Community College

	Original Approved Budget	BA-7's Approved by LCTCS Board but not approved by OPB *	OPB Approved BA-7's	Current Revised Budget	Actual YTD For Quarter Ended 12/31/17	Estimated Fiscal Year Totals as of 6/30/18	Favorable (Unfavorable) Est. Fiscal Year Totals
<b>Means of Financing:</b>							
State General Fund Direct	25,533,593			25,533,593	14,537,743	25,533,593	-
Due From Board / DOA				-	-	-	-
Statutory Dedications	1,606,965			1,606,965	501,330	1,606,965	-
Gifts and Donations				-	-	-	-
Federal Funds				-	-	-	-
Interagency Transfers				-	-	-	-
Self - Generated Revenues	\$53,369,198	\$0	\$0	\$53,369,198	\$22,294,489	\$44,699,425	(8,669,773)
<b>TOTAL</b>	<b>80,509,756</b>	<b>-</b>	<b>-</b>	<b>80,509,756</b>	<b>37,333,562</b>	<b>71,839,983</b>	<b>(8,669,773)</b>
<b>Functional Expenditures:</b>							
Instruction	39,445,493			39,445,493	17,771,191	33,921,328	5,524,166
Research				-	-	-	-
Public Service				-	-	-	-
Academic Support	7,637,106			7,637,106	3,067,715	7,049,897	587,209
Total RIRA	47,082,599	-	-	47,082,599	20,838,906	40,971,225	6,111,375
Student Services	5,229,909			5,229,909	2,086,402	4,856,587	373,323
Institutional Support	13,204,801			13,204,801	6,306,300	12,507,240	697,561
Scholarships & Fellowships				-	-	-	-
Total GAGE	18,434,710	-	-	18,434,710	8,392,701	17,363,827	1,070,883
Library	1,763,925			1,763,925	907,766	1,570,557	193,368
Plant Operations/Maintenance	10,781,227			10,781,227	5,355,251	9,599,348	1,181,879
Total OP & M	12,545,152	-	-	12,545,152	6,263,017	11,169,904	1,375,248
Debt Service				-	-	-	-
Interagency Transfers	1,423,180			1,423,180	259,016	1,423,180	-
Revenue/Expenditures				-	-	-	-
Other	1,024,114			1,024,114	188,375	911,847	112,267
<b>Total Expenditures By Function</b>	<b>80,509,756</b>	<b>-</b>	<b>-</b>	<b>80,509,756</b>	<b>35,942,015</b>	<b>71,839,983</b>	<b>8,669,773</b>
<b>Surplus (Deficit) for Period</b>	<b>0</b>	<b>-</b>	<b>-</b>	<b>0</b>	<b>1,391,547</b>	<b>(0)</b>	<b>(0)</b>
<b>Object Expenditures:</b>							
Regular Salaries	45,228,299			45,228,299	20,621,718	40,244,126	4,984,173
Other Compensation				-	-	-	-
Related Benefits	19,398,110			19,398,110	8,591,646	18,696,693	701,417
Total Personal Services	64,626,409	-	-	64,626,409	29,213,364	58,940,819	5,685,590
Travel	240,900			240,900	52,167	194,546	46,354
Operating Services	8,775,900			8,775,900	5,116,767	8,706,070	69,830
Supplies	1,112,836			1,112,836	495,503	847,866	264,970
Professional Services	1,448,217			1,448,217	509,342	697,522	750,695
Other Charges	2,224,314			2,224,314	94,863	500,000	1,724,314
Capital Outlay	448,000			448,000	44,687	329,980	118,020
Library Acquisitions	210,000			210,000	156,307	200,000	10,000
Other & Transfers	1,423,180			1,423,180	259,016	1,423,180	-
<b>Total Expenditures By Object</b>	<b>80,509,756</b>	<b>-</b>	<b>-</b>	<b>80,509,756</b>	<b>35,942,015</b>	<b>71,839,983</b>	<b>8,669,773</b>
<b>Surplus (Deficit) for Period</b>	<b>-</b>	<b>-</b>	<b>-</b>	<b>-</b>	<b>1,391,547</b>	<b>(0)</b>	<b>(0)</b>

\* BA-7s submitted but not approved  
 - (BA-7 description)  
 - (BA-7 description)  
 - Total

I certify that the above information is true and correct to the best of my knowledge.

HEAD OF AGENCY

(Signature)

(Date)


**LOUISIANA COMMUNITY AND TECHNICAL COLLEGE SYSTEM**  
**UNRESTRICTED OPERATING REVENUE AND EXPENDITURE ANALYSIS**  
**FOR QUARTER ENDED: December 31, 2017**  
**L. E. Fletcher Technical Community College**

	Original Approved Budget	BA-7's Approved by LCTCS Board but not approved by OPB *	OPB Approved BA-7's	Current Revised Budget	Actual YTD For Quarter Ended 12/31/17	Estimated Fiscal Year Totals as of 6/30/18	Favorable (Unfavorable) Est. Fiscal Year Totals
<b>Means of Financing:</b>							
State General Fund Direct	3,406,738			3,406,738	1,939,652	3,406,738	-
Due From Board / DOA				-			-
Statutory Dedications	134,477			134,477	40,951	134,477	-
Gifts and Donations				-			-
Federal Funds				-			-
Interagency Transfers				-			-
Self - Generated Revenues	\$6,033,195	\$0	\$0	\$6,033,195	\$5,845,777	\$6,033,195	-
<b>TOTAL</b>	<b>9,574,410</b>	<b>-</b>	<b>-</b>	<b>9,574,410</b>	<b>7,826,380</b>	<b>9,574,410</b>	<b>-</b>
<b>Functional Expenditures:</b>							
Instruction	4,950,580			4,950,580	1,787,519	4,950,580	-
Research				-			-
Public Service				-			-
Academic Support	1,199,874			1,199,874	500,840	1,199,874	-
Total RIRA	6,150,454			6,150,454	2,288,359	6,150,454	-
Student Services	744,679			744,679	258,444	744,679	-
Institutional Support	1,789,480			1,789,480	980,601	1,789,480	-
Scholarships & Fellowships				-			-
Total GAGE	2,534,159			2,534,159	1,239,045	2,534,159	-
Library				-			-
Plant Operations/Maintenance	586,379			586,379	393,971	586,379	-
Total OP & M	586,379			586,379	393,971	586,379	-
Debt Service				-			-
Interagency Transfers	303,418			303,418	268,030	303,418	-
Revenue/Expenditures				-			-
Other				-			-
<b>Total Expenditures By Function</b>	<b>9,574,410</b>	<b>-</b>	<b>-</b>	<b>9,574,410</b>	<b>4,189,405</b>	<b>9,574,410</b>	<b>-</b>
<b>Surplus (Deficit) for Period</b>	<b>-</b>	<b>-</b>	<b>-</b>	<b>-</b>	<b>3,636,975</b>	<b>-</b>	<b>-</b>
<b>Object Expenditures:</b>							
Regular Salaries	5,204,451			5,204,451	2,323,941	5,204,451	-
Other Compensation				-			-
Related Benefits	2,285,776			2,285,776	971,655	2,285,776	-
Total Personal Services	7,490,227			7,490,227	3,295,596	7,490,227	-
Travel	73,191			73,191	15,528	73,191	-
Operating Services	901,396			901,396	376,672	901,396	-
Supplies	78,367			78,367	27,487	78,367	-
Professional Services	435,040			435,040	54,296	435,040	-
Other Charges	26,695			26,695	10,690	26,695	-
Capital Outlay	200,326			200,326	21,331	200,326	-
Library Acquisitions	22,550			22,550	-	22,550	-
Other & Transfers	346,618			346,618	387,805	346,618	-
<b>Total Expenditures By Object</b>	<b>9,574,410</b>	<b>-</b>	<b>-</b>	<b>9,574,410</b>	<b>4,189,405</b>	<b>9,574,410</b>	<b>-</b>
<b>Surplus (Deficit) for Period</b>	<b>-</b>	<b>-</b>	<b>-</b>	<b>-</b>	<b>3,636,975</b>	<b>-</b>	<b>-</b>

\* BA-7s submitted but not approved  
- (BA-7 description)  
- (BA-7 description)  
- Total

I certify that the above information is true and correct to the best of my knowledge.

HEAD OF AGENCY

  
(Signature)

(Date)

2/20/19

**LOUISIANA COMMUNITY AND TECHNICAL COLLEGE SYSTEM**  
**UNRESTRICTED OPERATING REVENUE AND EXPENDITURE ANALYSIS**  
**FOR QUARTER ENDED: December 31, 2017**  
**Louisiana Delta Community College**

	Original Approved Budget	BA-7's Approved by LCTCS Board but not approved by OPB *	OPB Approved BA-7's	Current Revised Budget	Actual YTD For Quarter Ended 12/31/17	Estimated Fiscal Year Totals as of 6/30/18	Favorable (Unfavorable) Est. Fiscal Year Totals
<b>Means of Financing:</b>							
State General Fund Direct Due From Board / DOA	7,344,573			7,344,573	4,181,688	7,344,573	-
Statutory Dedications Gifts and Donations	413,692			413,692	125,977	413,692	-
Federal Funds							-
Interagency Transfers							-
Self - Generated Revenues	9,620,751	-	-	9,620,751	8,609,888	9,925,750	304,999
<b>TOTAL</b>	<b>17,379,016</b>	<b>-</b>	<b>-</b>	<b>17,379,016</b>	<b>12,917,553</b>	<b>17,684,015</b>	<b>304,999</b>
<b>Functional Expenditures:</b>							
Instruction	7,321,750			7,321,750	3,740,148	7,285,125	36,625
Research							-
Public Service							-
Academic Support	690,100			690,100	28,042	688,450	1,650
Total RIRA	8,011,850	-	-	8,011,850	3,768,190	7,973,575	38,275
Student Services	1,706,000			1,706,000	838,501	1,704,750	1,250
Institutional Support	5,100,170			5,100,170	2,386,348	5,085,845	14,325
Scholarships & Fellowships	43,496			43,496	26,481	43,496	-
Total GAGE	6,849,666	-	-	6,849,666	3,251,330	6,834,091	15,575
Library							-
Plant Operations/Maintenance	2,057,500			2,057,500	898,616	2,044,185	13,315
Total OP & M	2,057,500	-	-	2,057,500	898,616	2,044,185	13,315
Debt Service							-
Interagency Transfers	460,000			460,000	209,333	451,650	8,350
Revenue/Expenditures							-
Other							-
<b>Total Expenditures By Function</b>	<b>17,379,016</b>	<b>-</b>	<b>-</b>	<b>17,379,016</b>	<b>8,127,469</b>	<b>17,303,501</b>	<b>75,515</b>
<b>Surplus (Deficit) for Period</b>	<b>-</b>	<b>-</b>	<b>-</b>	<b>-</b>	<b>4,790,084</b>	<b>380,514</b>	<b>380,514</b>
<b>Object Expenditures:</b>							
Regular Salaries	9,636,100			9,636,100	4,173,375	9,611,125	24,975
Other Compensation							-
Related Benefits	3,649,900			3,649,900	1,922,043	3,637,225	12,675
Total Personal Services	13,286,000	-	-	13,286,000	6,095,418	13,248,350	37,650
Travel	47,100			47,100	33,589	47,100	-
Operating Services	2,307,950			2,307,950	1,157,815	2,301,650	6,300
Supplies	181,750			181,750	80,836	179,026	2,724
Professional Services	130,000			130,000	208,756	130,000	-
Other Charges	689,216			689,216	413,719	683,750	5,466
Capital Outlay	50,000			50,000	6,630	34,500	15,500
Library Acquisitions							-
Other & Transfers	687,000			687,000	130,706	679,125	7,875
<b>Total Expenditures By Object</b>	<b>17,379,016</b>	<b>-</b>	<b>-</b>	<b>17,379,016</b>	<b>8,127,469</b>	<b>17,303,501</b>	<b>75,515</b>
<b>Surplus (Deficit) for Period</b>	<b>-</b>	<b>-</b>	<b>-</b>	<b>-</b>	<b>4,790,084</b>	<b>380,514</b>	<b>380,514</b>

\* BA-7s submitted but not approved  
- (BA-7 description)  
- (BA-7 description)  
- Total

I certify that the above information is true and correct to the best of my knowledge.

HEAD OF AGENCY

(Signature)

(Date)

1-12-2018


**LOUISIANA COMMUNITY AND TECHNICAL COLLEGE SYSTEM**  
**UNRESTRICTED OPERATING REVENUE AND EXPENDITURE ANALYSIS**  
**FOR QUARTER ENDED: December 31, 2017**  
*Nunez Community College*

	Original Approved Budget	BA-7's Approved by LCTCS Board but not approved by OPB *	OPB Approved BA-7's	Current Revised Budget	Actual YTD For Quarter Ended 12/31/17	Estimated Fiscal Year Totals as of 6/30/18	Favorable (Unfavorable) Est. Fiscal Year Totals
<b>Means of Financing:</b>							
State General Fund Direct Due From Board / DOA	3,618,662			3,618,662	2,060,312	3,618,662	-
Statutory Dedications	150,153			150,153	45,724	150,153	-
Gifts and Donations							-
Federal Funds							-
Interagency Transfers							-
Self - Generated Revenues	\$5,870,568	\$0	\$0	\$5,870,568	\$3,198,654	\$6,205,936	335,368
<b>TOTAL</b>	<b>9,639,383</b>	<b>-</b>	<b>-</b>	<b>9,639,383</b>	<b>5,304,890</b>	<b>9,974,751</b>	<b>335,368</b>
<b>Functional Expenditures:</b>							
Instruction	4,451,057			4,451,057	1,872,509	4,451,057	-
Research							-
Public Service							-
Academic Support	658,229			658,229	368,815	658,229	-
Total RIRA	5,109,286	-	-	5,109,286	2,241,324	5,109,286	-
Student Services	763,952			763,952	348,863	763,952	-
Institutional Support	1,981,161			1,981,161	952,706	1,981,161	-
Scholarships & Fellowships							-
Total GAGE	2,745,113	-	-	2,745,113	1,301,569	2,745,113	-
Library							-
Plant Operations/Maintenance	1,402,635			1,402,635	599,174	1,402,635	-
Total OP & M	1,402,635	-	-	1,402,635	599,174	1,402,635	-
Debt Service							-
Interagency Transfers	382,349			382,349	273,704	382,349	-
Revenue/Expenditures							-
Other							-
<b>Total Expenditures By Function</b>	<b>9,639,383</b>	<b>-</b>	<b>-</b>	<b>9,639,383</b>	<b>4,415,771</b>	<b>9,639,383</b>	<b>-</b>
<b>Surplus (Deficit) for Period</b>	<b>-</b>	<b>-</b>	<b>-</b>	<b>-</b>	<b>888,919</b>	<b>335,368</b>	<b>335,368</b>
<b>Object Expenditures:</b>							
Regular Salaries	5,742,545			5,742,545	2,809,171	5,742,545	-
Other Compensation							-
Related Benefits	2,337,079			2,337,079	971,299	2,337,079	-
Total Personal Services	8,079,624	-	-	8,079,624	3,580,470	8,079,624	-
Travel	25,259			25,259	5,324	25,259	-
Operating Services	781,274			781,274	378,816	781,274	-
Supplies	178,628			178,628	43,639	178,628	-
Professional Services	31,186			31,186	65,724	70,000	(38,814)
Other Charges	128,629			128,629	45,671	89,815	38,814
Capital Outlay	80,063			80,063	10,604	80,063	-
Library Acquisitions	50,000			50,000	11,819	50,000	-
Other & Transfers	284,720			284,720	273,704	284,720	-
<b>Total Expenditures By Object</b>	<b>9,639,383</b>	<b>-</b>	<b>-</b>	<b>9,639,383</b>	<b>4,415,771</b>	<b>9,639,383</b>	<b>-</b>
<b>Surplus (Deficit) for Period</b>	<b>-</b>	<b>-</b>	<b>-</b>	<b>-</b>	<b>888,919</b>	<b>335,368</b>	<b>335,368</b>

\* BA-7s submitted but not approved  
- (BA-7 description)  
- (BA-7 description)  
- Total

I certify that the above information is true and correct to the best of my knowledge.

HEAD OF AGENCY

 1/12/18  
(Signature) (Date)



**LOUISIANA COMMUNITY AND TECHNICAL COLLEGE SYSTEM**  
**UNRESTRICTED OPERATING REVENUE AND EXPENDITURE ANALYSIS**  
**FOR QUARTER ENDED: December 31, 2017**  
**Northshore Technical Community College**

	Original Approved Budget	BA-7's Approved by LCTCS Board but not approved by OPB *	OPB Approved BA-7's	Current Revised Budget	Actual YTD For Quarter Ended 12/31/17	Estimated Fiscal Year Totals as of 6/30/18	Favorable (Unfavorable) Est. Fiscal Year Totals
<b>Means of Financing:</b>							
State General Fund Direct	5,398,002			5,398,002	1,799,334	5,398,002	-
Due From Board / DOA				-			-
Statutory Dedications	230,236			230,236	22,146	230,236	-
Gifts and Donations				-			-
Federal Funds				-			-
Interagency Transfers				-			-
Self - Generated Revenues	7,600,000	-	-	7,600,000	4,884,911	\$8,800,000	1,200,000
<b>TOTAL</b>	<b>13,228,238</b>	<b>-</b>	<b>-</b>	<b>13,228,238</b>	<b>6,706,391</b>	<b>14,428,238</b>	<b>1,200,000</b>
<b>Functional Expenditures:</b>							
Instruction	6,302,739			6,302,739	3,163,098	7,502,739	(1,200,000)
Research				-			-
Public Service				-			-
Academic Support	737,671			737,671	369,632	737,671	-
Total RIRA	7,040,410	-	-	7,040,410	3,532,730	8,240,410	(1,200,000)
Student Services	1,609,452			1,609,452	617,761	1,609,452	-
Institutional Support	2,641,595			2,641,595	1,233,454	2,641,595	-
Scholarships & Fellowships				-			-
Total GAGE	4,251,047	-	-	4,251,047	1,851,215	4,251,047	-
Library	217,878			217,878	91,911	217,878	-
Plant Operations/Maintenance	1,169,766			1,169,766	561,557	1,169,766	-
Total OP & M	1,387,644	-	-	1,387,644	653,468	1,387,644	-
Debt Service				-			-
Interagency Transfers	549,137			549,137	476,416	549,137	-
Revenue/Expenditures				-			-
Other				-			-
<b>Total Expenditures By Function</b>	<b>13,228,238</b>	<b>-</b>	<b>-</b>	<b>13,228,238</b>	<b>6,513,829</b>	<b>14,428,238</b>	<b>(1,200,000)</b>
<b>Surplus (Deficit) for Period</b>	<b>-</b>	<b>-</b>	<b>-</b>	<b>-</b>	<b>192,562</b>	<b>-</b>	<b>-</b>
<b>Object Expenditures:</b>							
Regular Salaries	6,987,580			6,987,580	3,813,460	7,851,580	(864,000)
Other Compensation				-			-
Related Benefits	3,266,116			3,266,116	1,495,248	3,602,116	(336,000)
Total Personal Services	10,253,696	-	-	10,253,696	5,308,708	11,453,696	(1,200,000)
Travel	122,857			122,857	33,044	122,857	-
Operating Services	1,230,790			1,230,790	393,152	1,230,790	-
Supplies	583,418			583,418	173,221	583,418	-
Professional Services	40,440			40,440	12,689	40,440	-
Other Charges				-			-
Capital Outlay	230,022			230,022	24,688	230,022	-
Library Acquisitions	217,878			217,878	91,911	217,878	-
Other & Transfers	549,137			549,137	476,416	549,137	-
<b>Total Expenditures By Object</b>	<b>13,228,238</b>	<b>-</b>	<b>-</b>	<b>13,228,238</b>	<b>6,513,829</b>	<b>14,428,238</b>	<b>(1,200,000)</b>
<b>Surplus (Deficit) for Period</b>	<b>-</b>	<b>-</b>	<b>-</b>	<b>-</b>	<b>192,562</b>	<b>-</b>	<b>-</b>

\* BA-7s submitted but not approved  
- (BA-7 description)  
- (BA-7 description)  
- Total

I certify that the above information is true and correct to the best of my knowledge.

HEAD OF AGENCY

*William S. Wainwright*  
(Signature)

(Date)

1/11/18

LOUISIANA COMMUNITY AND TECHNICAL COLLEGE SYSTEM  
UNRESTRICTED OPERATING REVENUE AND EXPENDITURE ANALYSIS  
FOR QUARTER ENDED: December 31, 2017


Northwest Louisiana Technical College

	Original Approved Budget	BA-7's Approved by LCTCS Board but not approved by OPB *	OPB Approved BA-7's	Current Revised Budget	Actual YTD For Quarter Ended 12/31/17	Estimated Fiscal Year Totals as of 6/30/18	Favorable (Unfavorable) Est. Fiscal Year Totals
<b>Means of Financing:</b>							
State General Fund Direct	4,232,144			4,232,144	2,409,603	4,232,144	-
Due From Board / DOA				-			-
Statutory Dedications	238,564			238,564	72,647	238,564	-
Gifts and Donations				-			-
Federal Funds				-			-
Interagency Transfers				-			-
Self - Generated Revenues	2,300,000	-	-	2,300,000	1,494,393	2,300,000	-
<b>TOTAL</b>	<b>6,770,708</b>	<b>-</b>	<b>-</b>	<b>6,770,708</b>	<b>3,976,643</b>	<b>6,770,708</b>	<b>-</b>
<b>Functional Expenditures:</b>							
Instruction	3,391,068			3,391,068	1,469,690	3,391,068	-
Research				-			-
Public Service				-			-
Academic Support	103,800			103,800	31,300	103,800	-
Total RIRA	3,494,868	-	-	3,494,868	1,500,990	3,494,868	-
Student Services	797,513			797,513	298,301	797,513	-
Institutional Support	1,600,580			1,600,580	617,871	1,600,580	-
Scholarships & Fellowships				-			-
Total GAGE	2,398,093	-	-	2,398,093	916,172	2,398,093	-
Library				-			-
Plant Operations/Maintenance	478,576			478,576	255,614	478,576	-
Total OP & M	478,576	-	-	478,576	255,614	478,576	-
Debt Service				-			-
Interagency Transfers	93,575			93,575	78,027	93,575	-
Revenue/Expenditures				-			-
Other	305,596			305,596	305,596	305,596	-
<b>Total Expenditures By Function</b>	<b>6,770,708</b>	<b>-</b>	<b>-</b>	<b>6,770,708</b>	<b>3,056,399</b>	<b>6,770,708</b>	<b>-</b>
<b>Surplus (Deficit) for Period</b>	<b>-</b>	<b>-</b>	<b>-</b>	<b>-</b>	<b>920,244</b>	<b>-</b>	<b>-</b>
<b>Object Expenditures:</b>							
Regular Salaries	3,354,401			3,354,401	1,491,354	3,354,401	-
Other Compensation				-			-
Related Benefits	1,967,792			1,967,792	847,828	1,967,792	-
Total Personal Services	5,322,193	-	-	5,322,193	2,339,182	5,322,193	-
Travel	30,200			30,200	4,175	30,200	-
Operating Services	620,853			620,853	278,519	620,853	-
Supplies	73,650			73,650	19,258	73,650	-
Professional Services	143,750			143,750	31,827	143,750	-
Other Charges	121,085			121,085		121,085	-
Capital Outlay				-			-
Library Acquisitions				-			-
Other & Transfers	458,977			458,977	383,438	458,977	-
<b>Total Expenditures By Object</b>	<b>6,770,708</b>	<b>-</b>	<b>-</b>	<b>6,770,708</b>	<b>3,056,399</b>	<b>6,770,708</b>	<b>-</b>
<b>Surplus (Deficit) for Period</b>	<b>-</b>	<b>-</b>	<b>-</b>	<b>-</b>	<b>920,244</b>	<b>-</b>	<b>-</b>

\* BA-7s submitted but not approved  
 - (BA-7 description)  
 - (BA-7 description)  
 - Total

I certify that the above information is true and correct to the best of my knowledge.

HEAD OF AGENCY



(Signature)

1/11/2018  
(Date)


**LOUISIANA COMMUNITY AND TECHNICAL COLLEGE SYSTEM**  
**UNRESTRICTED OPERATING REVENUE AND EXPENDITURE ANALYSIS**  
**FOR QUARTER ENDED: December 31, 2017**  
 River Parishes Community College

	Original Approved Budget	BA-7's Approved by LCTCS Board but not approved by OPB *	OPB Approved BA-7's	Current Revised Budget	Actual YTD For Quarter Ended 12/31/17	Estimated Fiscal Year Totals as of 6/30/18	Favorable (Unfavorable) Est. Fiscal Year Totals
<b>Means of Financing:</b>							
State General Fund Direct	3,331,782			3,331,782	1,896,975	3,331,782	-
Due From Board / DOA				-			-
Statutory Dedications	141,681			141,681	43,145	141,681	-
Gifts and Donations				-			-
Federal Funds				-			-
Interagency Transfers				-			-
Self - Generated Revenues	5,500,000	-	-	5,500,000	5,699,947	6,000,000	500,000
<b>TOTAL</b>	<b>8,973,463</b>	<b>-</b>	<b>-</b>	<b>8,973,463</b>	<b>7,640,067</b>	<b>9,473,463</b>	<b>500,000</b>
<b>Functional Expenditures:</b>							
Instruction	4,472,257			4,472,257	1,840,265	3,980,530	491,727
Research				-			-
Public Service				-			-
Academic Support	613,991			613,991	133,625	300,000	313,991
Total RIRA	5,086,248	-	-	5,086,248	1,973,890	4,280,530	805,718
Student Services	818,528			818,528	321,323	650,000	168,528
Institutional Support	1,538,676			1,538,676	1,127,817	2,000,000	(461,324)
Scholarships & Fellowships				-			-
Total GAGE	2,357,204	-	-	2,357,204	1,449,140	2,650,000	(292,796)
Library	272,553			272,553	107,519	272,553	-
Plant Operations/Maintenance	1,073,924			1,073,924	534,953	1,121,383	(47,459)
Total OP & M	1,346,477	-	-	1,346,477	642,472	1,393,936	(47,459)
Debt Service				-			-
Interagency Transfers	183,534			183,534		183,534	-
Revenue/Expenditures				-			-
Other				-			-
<b>Total Expenditures By Function</b>	<b>8,973,463</b>	<b>-</b>	<b>-</b>	<b>8,973,463</b>	<b>4,065,502</b>	<b>8,508,000</b>	<b>465,463</b>
<b>Surplus (Deficit) for Period</b>	<b>-</b>	<b>-</b>	<b>-</b>	<b>-</b>	<b>3,574,565</b>	<b>965,463</b>	<b>965,463</b>
<b>Object Expenditures:</b>							
Regular Salaries	4,901,857			4,901,857	2,155,450	4,676,902	224,955
Other Compensation				-			-
Related Benefits	2,046,072			2,046,072	822,782	1,795,564	250,508
Total Personal Services	6,947,929	-	-	6,947,929	2,978,232	6,472,466	475,463
Travel	36,000			36,000	19,140	36,000	-
Operating Services	920,000			920,000	505,463	1,000,000	(80,000)
Supplies	540,000			540,000	198,094	450,000	90,000
Professional Services	340,000			340,000	181,039	360,000	(20,000)
Other Charges	6,000			6,000		6,000	-
Capital Outlay				-			-
Library Acquisitions				-			-
Other & Transfers	183,534			183,534	183,534	183,534	-
<b>Total Expenditures By Object</b>	<b>8,973,463</b>	<b>-</b>	<b>-</b>	<b>8,973,463</b>	<b>4,065,502</b>	<b>8,508,000</b>	<b>465,463</b>
<b>Surplus (Deficit) for Period</b>	<b>-</b>	<b>-</b>	<b>-</b>	<b>-</b>	<b>3,574,565</b>	<b>965,463</b>	<b>965,463</b>

\* BA-7s submitted but not approved  
 - (BA-7 description)  
 - (BA-7 description)  
 - Total

I certify that the above information is true and correct to the best of my knowledge.

HEAD OF AGENCY \_\_\_\_\_

  
 (Signature)

1-12-18  
 (Date)

**LOUISIANA COMMUNITY AND TECHNICAL COLLEGE SYSTEM**  
**UNRESTRICTED OPERATING REVENUE AND EXPENDITURE ANALYSIS**  
**FOR QUARTER ENDED: December 31, 2017**  
**South Central Louisiana Technical College**

	Original Approved Budget	BA-7's Approved by LCTCS Board but not approved by OPB *	OPB Approved BA-7's	Current Revised Budget	Actual YTD For Quarter Ended 12/31/17	Estimated Fiscal Year Totals as of 6/30/18	Favorable (Unfavorable) Est. Fiscal Year Totals
<b>Means of Financing:</b>							
State General Fund Direct Due From Board / DOA	4,090,553			4,090,553	2,328,987	4,090,553	-
Statutory Dedications	230,648			230,648	70,237	230,648	-
Gifts and Donations	-			-	-	-	-
Federal Funds	-			-	-	-	-
Interagency Transfers	-			-	-	-	-
Self - Generated Revenues	\$3,548,000	\$0	\$0	\$3,548,000	\$1,316,617	\$2,375,000	(1,173,000)
<b>TOTAL</b>	<b>7,869,201</b>	<b>-</b>	<b>-</b>	<b>7,869,201</b>	<b>3,715,841</b>	<b>6,696,201</b>	<b>(1,173,000)</b>
<b>Functional Expenditures:</b>							
Instruction	\$3,134,740			3,134,740	1,424,994	\$2,634,740	500,000
Research	\$0			-	-	-	-
Public Service	\$0			-	-	-	-
Academic Support	\$28,363			28,363	-	\$28,363	-
Total RIRA	3,163,103	-	-	3,163,103	1,424,994	2,663,103	500,000
Student Services	\$941,856			941,856	331,065	\$768,856	173,000
Institutional Support	\$2,717,792			2,717,792	1,064,074	\$2,260,268	457,524
Scholarships & Fellowships	\$39,928			39,928	-	\$39,928	-
Total GAGE	3,699,576	-	-	3,699,576	1,395,139	3,069,052	630,524
Library	-			-	-	-	-
Plant Operations/Maintenance	\$778,999			778,999	281,852	\$678,999	100,000
Total OP & M	778,999	-	-	778,999	281,852	678,999	100,000
Debt Service	-			-	-	-	-
Interagency Transfers	227,523			227,523	285,047	285,047	(57,524)
Revenue/Expenditures	-			-	-	-	-
Other	-			-	-	-	-
<b>Total Expenditures By Function</b>	<b>7,869,201</b>	<b>-</b>	<b>-</b>	<b>7,869,201</b>	<b>3,387,032</b>	<b>6,696,201</b>	<b>1,173,000</b>
<b>Surplus (Deficit) for Period</b>	<b>-</b>	<b>-</b>	<b>-</b>	<b>-</b>	<b>328,809</b>	<b>-</b>	<b>-</b>
<b>Object Expenditures:</b>							
Regular Salaries	4,362,723			4,362,723	1,789,283	3,492,723	870,000
Other Compensation	-			-	-	-	-
Related Benefits	2,006,107			2,006,107	848,979	1,833,107	173,000
Total Personal Services	6,368,830	-	-	6,368,830	2,638,262	5,325,830	1,043,000
Travel	31,980			31,980	128,208	151,980	(120,000)
Operating Services	833,258			833,258	274,660	613,258	220,000
Supplies	118,098			118,098	46,333	88,098	30,000
Professional Services	56,767			56,767	14,497	56,767	-
Other Charges	517			517	25	517	-
Capital Outlay	6,641			6,641	-	6,641	-
Library Acquisitions	-			-	-	-	-
Other & Transfers	453,110			453,110	285,047	453,110	-
<b>Total Expenditures By Object</b>	<b>7,869,201</b>	<b>-</b>	<b>-</b>	<b>7,869,201</b>	<b>3,387,032</b>	<b>6,696,201</b>	<b>1,173,000</b>
<b>Surplus (Deficit) for Period</b>	<b>-</b>	<b>-</b>	<b>-</b>	<b>-</b>	<b>328,809</b>	<b>-</b>	<b>-</b>

\* BA-7s submitted but not approved  
- (BA-7 description)  
- (BA-7 description)  
- Total

I certify that the above information is true and correct to the best of my knowledge.

HEAD OF AGENCY

  
(Signature)

1-12-18  
(Date)

**LOUISIANA COMMUNITY AND TECHNICAL COLLEGE SYSTEM**  
**UNRESTRICTED OPERATING REVENUE AND EXPENDITURE ANALYSIS**  
**FOR QUARTER ENDED: December 31, 2017**  
**South Louisiana Community College**

	Original Approved Budget	BA-7's Approved by LCTCS Board but not approved by OPB *	OPB Approved BA-7's	Current Revised Budget	Actual YTD For Quarter Ended 12/31/17	Estimated Fiscal Year Totals as of 6/30/18	Favorable (Unfavorable) Est. Fiscal Year Totals
<b>Means of Financing:</b>							
State General Fund Direct	12,329,806			12,329,806	7,020,068	12,329,806	-
Due From Board / DOA				-			-
Statutory Dedications	670,250			670,250	204,104	670,250	-
Gifts and Donations							-
Federal Funds							-
Interagency Transfers							-
Self - Generated Revenues	\$15,774,846	\$0	\$0	\$15,774,846	\$9,715,050	\$15,774,846	-
<b>TOTAL</b>	<b>28,774,902</b>	<b>-</b>	<b>-</b>	<b>28,774,902</b>	<b>16,939,222</b>	<b>28,774,902</b>	<b>-</b>
<b>Functional Expenditures:</b>							
Instruction	14,532,921			14,532,921	5,882,431	14,532,921	-
Research							-
Public Service							-
Academic Support	1,727,794			1,727,794	808,031	1,727,794	-
Total RIRA	16,260,715			16,260,715	6,690,462	16,260,715	-
Student Services	3,503,898			3,503,898	1,345,813	3,503,898	-
Institutional Support	5,549,968			5,549,968	2,491,509	5,549,968	-
Scholarships & Fellowships							-
Total GAGE	9,053,866			9,053,866	3,837,322	9,053,866	-
Library	428,971			428,971	218,133	428,971	-
Plant Operations/Maintenance	2,277,002			2,277,002	1,865,724	2,277,002	-
Total OP & M	2,705,973			2,705,973	2,083,857	2,705,973	-
Debt Service							-
Interagency Transfers	754,348			754,348	596,319	754,348	-
Revenue/Expenditures							-
Other							-
<b>Total Expenditures By Function</b>	<b>28,774,902</b>	<b>-</b>	<b>-</b>	<b>28,774,902</b>	<b>13,207,960</b>	<b>28,774,902</b>	<b>-</b>
<b>Surplus (Deficit) for Period</b>	<b>-</b>	<b>-</b>	<b>-</b>	<b>-</b>	<b>3,731,262</b>	<b>-</b>	<b>-</b>
<b>Object Expenditures:</b>							
Regular Salaries	13,927,872			13,927,872	6,772,808	13,857,790	70,082
Other Compensation						65,986	70,000
Related Benefits	7,049,798			7,049,798	3,213,705	7,049,798	(70,000)
Total Personal Services	20,977,670			20,977,670	10,052,499	20,977,588	82
Travel	415,588			415,588	82,185	415,588	-
Operating Services	4,708,897			4,708,897	1,653,775	4,708,897	-
Supplies	309,948			309,948	154,703	309,948	-
Professional Services	1,147,850			1,147,850	275,124	1,147,850	-
Other Charges	291,437			291,437	291,519	291,519	(82)
Capital Outlay	143,534			143,534	101,836	143,534	-
Library Acquisitions	25,650			25,650		25,650	-
Other & Transfers	754,348			754,348	596,319	754,348	-
<b>Total Expenditures By Object</b>	<b>28,774,902</b>	<b>-</b>	<b>-</b>	<b>28,774,902</b>	<b>13,207,960</b>	<b>28,774,902</b>	<b>-</b>
<b>Surplus (Deficit) for Period</b>	<b>-</b>	<b>-</b>	<b>-</b>	<b>-</b>	<b>3,731,262</b>	<b>-</b>	<b>-</b>

\* BA-7s submitted but not approved  
- (BA-7 description)  
- (BA-7 description)  
- Total

I certify that the above information is true and correct to the best of my knowledge.

HEAD OF AGENCY Hub / Hardee 1.16.18  
(Signature) (Date)


**LOUISIANA COMMUNITY AND TECHNICAL COLLEGE SYSTEM**  
**UNRESTRICTED OPERATING REVENUE AND EXPENDITURE ANALYSIS**  
**FOR QUARTER ENDED: December 31, 2017**  
**SOWELA Technical Community College**

	Original Approved Budget	BA-7's Approved by LCTCS Board but not approved by OPB *	OPB Approved BA-7's	Current Revised Budget	Actual YTD For Quarter Ended 12/31/17	Estimated Fiscal Year Totals as of 6/30/18	Favorable (Unfavorable) Est. Fiscal Year Totals
<b>Means of Financing:</b>							
State General Fund Direct	7,746,573			7,746,573	4,410,570	7,746,573	-
Due From Board / DOA				-			-
Statutory Dedications	747,985			747,985	388,655	747,985	-
Gifts and Donations				-			-
Federal Funds				-			-
Interagency Transfers				-			-
Self - Generated Revenues	\$9,200,000	-	-	9,200,000	4,349,917	9,000,000	(200,000)
<b>TOTAL</b>	<b>17,694,558</b>	<b>-</b>	<b>-</b>	<b>17,694,558</b>	<b>9,149,142</b>	<b>17,494,558</b>	<b>(200,000)</b>
<b>Functional Expenditures:</b>							
Instruction	7,389,900			7,389,900	3,317,232	7,389,900	-
Research				-			-
Public Service				-			-
Academic Support	2,009,857			2,009,857	822,545	2,009,857	-
Total RIRA	9,399,757	-	-	9,399,757	4,139,777	9,399,757	-
Student Services	1,788,578			1,788,578	594,814	1,788,578	-
Institutional Support	4,102,640			4,102,640	1,674,371	3,902,640	200,000
Scholarships & Fellowships				-			-
Total GAGE	5,891,218	-	-	5,891,218	2,269,185	5,691,218	200,000
Library				-			-
Plant Operations/Maintenance	2,093,148			2,093,148	823,251	2,093,148	-
Total OP & M	2,093,148	-	-	2,093,148	823,251	2,093,148	-
Debt Service				-			-
Interagency Transfers	310,435			310,435	295,129	310,435	-
Revenue/Expenditures				-			-
Other				-			-
<b>Total Expenditures By Function</b>	<b>17,694,558</b>	<b>-</b>	<b>-</b>	<b>17,694,558</b>	<b>7,527,342</b>	<b>17,494,558</b>	<b>200,000</b>
<b>Surplus (Deficit) for Period</b>	<b>-</b>	<b>-</b>	<b>-</b>	<b>-</b>	<b>1,621,800</b>	<b>-</b>	<b>-</b>
<b>Object Expenditures:</b>							
Regular Salaries	9,348,866			9,348,866	4,218,993	9,348,866	-
Other Compensation				-			-
Related Benefits	4,038,635			4,038,635	1,693,021	4,038,635	-
Total Personal Services	13,387,501	-	-	13,387,501	5,912,014	13,387,501	-
Travel	147,630			147,630	35,340	147,630	-
Operating Services	2,355,948			2,355,948	843,974	2,155,948	200,000
Supplies	478,995			478,995	144,182	478,995	-
Professional Services	108,928			108,928	54,756	108,928	-
Other Charges	580,442			580,442	116,517	580,442	-
Capital Outlay	324,679			324,679	125,430	324,679	-
Library Acquisitions				-			-
Other & Transfers	310,435			310,435	295,129	310,435	-
<b>Total Expenditures By Object</b>	<b>17,694,558</b>	<b>-</b>	<b>-</b>	<b>17,694,558</b>	<b>7,527,342</b>	<b>17,494,558</b>	<b>200,000</b>
<b>Surplus (Deficit) for Period</b>	<b>-</b>	<b>-</b>	<b>-</b>	<b>-</b>	<b>1,621,800</b>	<b>-</b>	<b>-</b>

\* BA-7s submitted but not approved  
- (BA-7 description)  
- (BA-7 description)  
- Total

I certify that the above information is true and correct to the best of my knowledge.

HEAD OF AGENCY

 1/26/18  
(Signature) (Date)

**LOUISIANA COMMUNITY AND TECHNICAL COLLEGE SYSTEM  
UNRESTRICTED OPERATING REVENUE AND EXPENDITURE ANALYSIS  
FOR QUARTER ENDED: December 31, 2017**

**Board of Supervisors**

	Original Approved Budget	BA-7's Approved by LCTCS Board but not approved by OPB *	OPB Approved BA-7's	Current Revised Budget	Actual YTD For Quarter Ended 12/31/17	Estimated Fiscal Year Totals as of 6/30/18	Favorable (Unfavorable) Est. Fiscal Year Totals
<b>Means of Financing:</b>							
State General Fund Direct	7,099,163	-	-	7,099,163	4,041,962	7,099,163	-
Due From Board / DOA	-	-	-	-	-	-	-
Statutory Dedications	10,000,000	-	-	10,000,000	-	10,000,000	-
Gifts and Donations	-	-	-	-	-	-	-
Federal Funds	-	-	-	-	-	-	-
Interagency Transfers	-	-	-	-	-	-	-
Self - Generated Revenues	\$0	\$0	\$0	\$0	\$0	\$0	-
<b>TOTAL</b>	<b>17,099,163</b>	<b>-</b>	<b>-</b>	<b>17,099,163</b>	<b>4,041,962</b>	<b>17,099,163</b>	<b>-</b>
<b>Functional Expenditures:</b>							
Instruction	-	-	-	-	-	-	-
Research	-	-	-	-	-	-	-
Public Service	-	-	-	-	-	-	-
Academic Support	2,444,258	-	-	2,444,258	790,366	2,444,258	-
Total RIRA	2,444,258	-	-	2,444,258	790,366	2,444,258	-
Student Services	-	-	-	-	-	-	-
Institutional Support	4,073,676	-	-	4,073,676	1,317,248	4,073,676	-
Scholarships & Fellowships	-	-	-	-	-	-	-
Total GAGE	4,073,676	-	-	4,073,676	1,317,248	4,073,676	-
Library	-	-	-	-	-	-	-
Plant Operations/Maintenance	-	-	-	-	-	-	-
Total OP & M	-	-	-	-	-	-	-
Debt Service	-	-	-	-	-	-	-
Interagency Transfers	581,229	-	-	581,229	465,880	581,229	-
Revenue/Expenditures	-	-	-	-	-	-	-
Other	10,000,000	-	-	10,000,000	-	10,000,000	-
<b>Total Expenditures By Function</b>	<b>17,099,163</b>	<b>-</b>	<b>-</b>	<b>17,099,163</b>	<b>2,573,494</b>	<b>17,099,163</b>	<b>-</b>
<b>Surplus (Deficit) for Period</b>	<b>-</b>	<b>-</b>	<b>-</b>	<b>-</b>	<b>1,468,468</b>	<b>-</b>	<b>-</b>
<b>Object Expenditures:</b>							
Regular Salaries	2,868,786	-	-	2,868,786	1,420,619	2,868,786	-
Other Compensation	-	-	-	-	-	-	-
Related Benefits	1,204,890	-	-	1,204,890	596,660	1,204,890	-
Total Personal Services	4,073,676	-	-	4,073,676	2,017,278	4,073,676	-
Travel	-	-	-	-	-	-	-
Operating Services	-	-	-	-	-	-	-
Supplies	-	-	-	-	-	-	-
Professional Services	-	-	-	-	-	-	-
Other Charges	12,444,258	-	-	12,444,258	90,336	12,444,258	-
Capital Outlay	-	-	-	-	-	-	-
Library Acquisitions	-	-	-	-	-	-	-
Other & Transfers	581,229	-	-	581,229	465,880	581,229	-
<b>Total Expenditures By Object</b>	<b>17,099,163</b>	<b>-</b>	<b>-</b>	<b>17,099,163</b>	<b>2,573,494</b>	<b>17,099,163</b>	<b>-</b>
<b>Surplus (Deficit) for Period</b>	<b>-</b>	<b>-</b>	<b>-</b>	<b>-</b>	<b>1,468,468</b>	<b>-</b>	<b>-</b>

\* BA-7s submitted but not approved  
 - (BA-7 description)  
 - (BA-7 description)  
 - Total

I certify that the above information is true and correct to the best of my knowledge.

HEAD OF AGENCY

  
 (Signature)

1/20/2018  
 (Date)

LOUISIANA COMMUNITY AND TECHNICAL COLLEGE SYSTEM  
 UNRESTRICTED OPERATING REVENUE AND EXPENDITURE ANALYSIS  
 FOR QUARTER ENDED: December 31, 2017  
**LCTCS E-Learning**

	Original Approved Budget	BA-7's Approved by LCTCS Board but not approved by OPB *	OPB Approved BA-7's	Current Revised Budget	Actual YTD For Quarter Ended 12/31/17	Estimated Fiscal Year Totals as of 6/30/18	Favorable (Unfavorable) Est. Fiscal Year Totals
<b>Means of Financing:</b>							
State General Fund Direct	1,286,145	-	-	1,286,145	732,276	1,286,145	-
Due From Board / DOA	-	-	-	-	-	-	-
Statutory Dedications	-	-	-	-	-	-	-
Gifts and Donations	-	-	-	-	-	-	-
Federal Funds	-	-	-	-	-	-	-
Interagency Transfers	-	-	-	-	-	-	-
Self - Generated Revenues	\$0	\$0	\$0	\$0	\$0	\$0	-
<b>TOTAL</b>	<b>1,286,145</b>	<b>-</b>	<b>-</b>	<b>1,286,145</b>	<b>732,276</b>	<b>1,286,145</b>	<b>-</b>
<b>Functional Expenditures:</b>							
Instruction	-	-	-	-	-	-	-
Research	-	-	-	-	-	-	-
Public Service	-	-	-	-	-	-	-
Academic Support	1,280,188	-	-	1,280,188	83,552	1,280,188	-
Total RIRA	1,280,188	-	-	1,280,188	83,552	1,280,188	-
Student Services	-	-	-	-	-	-	-
Institutional Support	5,957	-	-	5,957	2,641	5,957	-
Scholarships & Fellowships	-	-	-	-	-	-	-
Total GAGE	5,957	-	-	5,957	2,641	5,957	-
Library	-	-	-	-	-	-	-
Plant Operations/Maintenance	-	-	-	-	-	-	-
Total OP & M	-	-	-	-	-	-	-
Debt Service	-	-	-	-	-	-	-
Interagency Transfers	-	-	-	-	-	-	-
Revenue/Expenditures	-	-	-	-	-	-	-
Other	-	-	-	-	-	-	-
<b>Total Expenditures By Function</b>	<b>1,286,145</b>	<b>-</b>	<b>-</b>	<b>1,286,145</b>	<b>86,193</b>	<b>1,286,145</b>	<b>-</b>
<b>Surplus (Deficit) for Period</b>	<b>-</b>	<b>-</b>	<b>-</b>	<b>-</b>	<b>646,084</b>	<b>-</b>	<b>-</b>
<b>Object Expenditures:</b>							
Regular Salaries	116,900	-	-	116,900	58,450	116,900	-
Other Compensation	-	-	-	-	-	-	-
Related Benefits	44,876	-	-	44,876	22,438	44,876	-
Total Personal Services	161,776	-	-	161,776	80,888	161,776	-
Travel	550	-	-	550	649	550	-
Operating Services	665,962	-	-	665,962	1,565	665,962	-
Supplies	-	-	-	-	-	-	-
Professional Services	3,000	-	-	3,000	3,000	3,000	-
Other Charges	454,857	-	-	454,857	91	454,857	-
Capital Outlay	-	-	-	-	-	-	-
Library Acquisitions	-	-	-	-	-	-	-
Other & Transfers	-	-	-	-	-	-	-
<b>Total Expenditures By Object</b>	<b>1,286,145</b>	<b>-</b>	<b>-</b>	<b>1,286,145</b>	<b>86,193</b>	<b>1,286,145</b>	<b>-</b>
<b>Surplus (Deficit) for Period</b>	<b>-</b>	<b>-</b>	<b>-</b>	<b>-</b>	<b>646,084</b>	<b>-</b>	<b>-</b>

\* BA-7s submitted but not approved  
 - (BA-7 description)  
 - (BA-7 description)  
 - Total

I certify that the above information is true and correct to the best of my knowledge.

HEAD OF AGENCY

*Joseph J. Marin*  
 (Signature)

1/17/2018  
 (Date)